

STABILA®



...sets standards



**Quick, versatile,
dependable.**

Self-levelling pendulum rotation laser Type LAPR 150

ACCURATE. TOUGH. RELIABLE. EASY-TO-USE.



The successor to the all-rounder LAPR 100: Optimised technology, improved handling, more power.

- No waiting time: Rapid self-levelling via pendulum technology compatible with any construction site. Levels much faster than a motor-powered rotation laser.
- Large working range: 180 m with receiver.
- The most important laser functions combined in one unit: Rotation horizontally and vertically, threestage scan, plumb line, 90° angle.
- Pendulum protected by forced locking during transport.
- Change from horizontal to vertical position: The complete prism unit is swivelled precisely by 90° in the guide channel.
- Protected in all positions by sturdy metal bows and shockabsorbing soft-grip casing.
- Applications: Transfer of level markers, switch and socket installation, levelling work in roof construction, line and pipe assembly, laying of walls in ground layout.
- Ideal for drywall installers, interior finishing fitters, carpenters, electricians, metalworkers, screed specialists, joiners.
- Long operating period: approx. 80 hours.
- Battery drawer: Easy replacement directly on the tripod as well.
- IP 54 (protection against dust accumulation inside, protection against splash water from all directions).
- Made in Germany.



Rapid self-levelling via pendulum technology compatible with any construction site. No waiting time.

MADE IN GERMANY





Change from horizontal to vertical position: The complete prism unit is swivelled precisely by 90° in the guide channel.



Swivelling upper part:
Convenient terrain adjustment.



Battery drawer: Easy replacement
directly on the tripod as well.

Rotation laser Type LAPR 150:


**Ideal for drywall installers,
interior finishing fitters,
carpenters, electricians,
metalworkers, screed
specialists, joiners.**

**MADE IN
GERMANY**





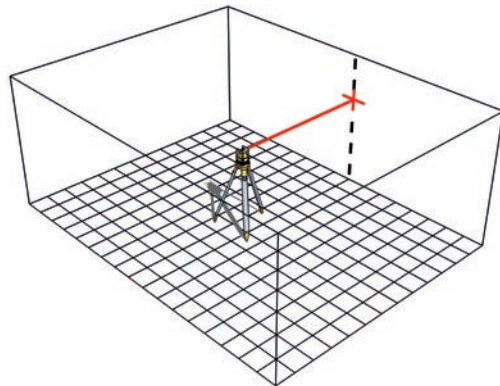
All functions you need on the building site: Rotation horizontally and vertically, three-stage scan, plumb line, 90° angle.



Further useful accessories: the optional **NK 100 wall bracket**. The laser is suspended from a profiled rail or nail using the height-adjustable wall bracket. Ideal for the installation of suspended ceilings and screeds (Art. No. 15971).

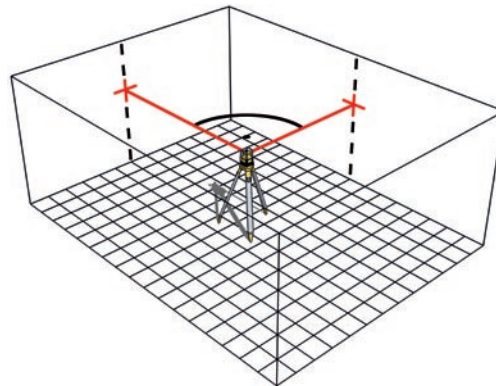
The different laser functions:

Point function



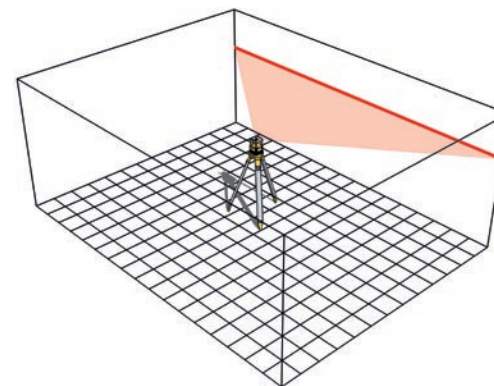
The laser beam is visible as a dot on the viewed surface.

Point function with 90° penta prism



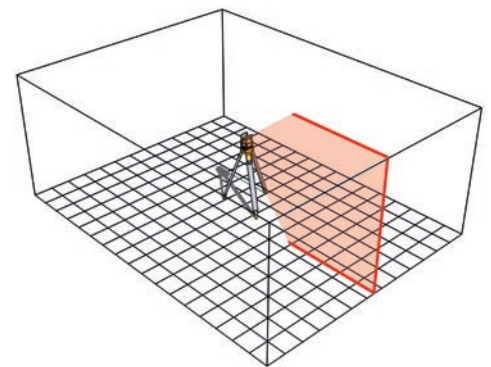
The laser beam is emitted at right angles to the horizontal beam.

Line function, horizontal



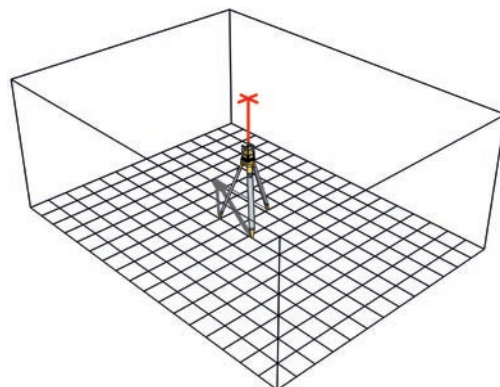
The laser projects a horizontal line onto the wall.

Line function, vertical



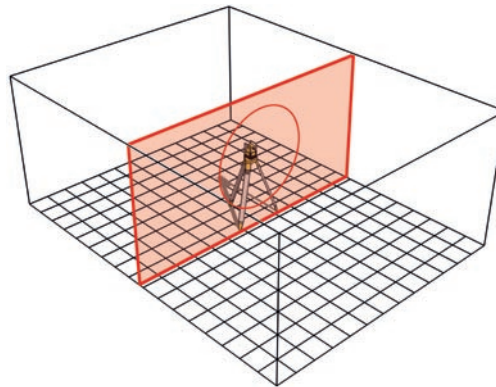
The laser projects vertical lines onto floors, walls and ceiling.

Plumb-line function



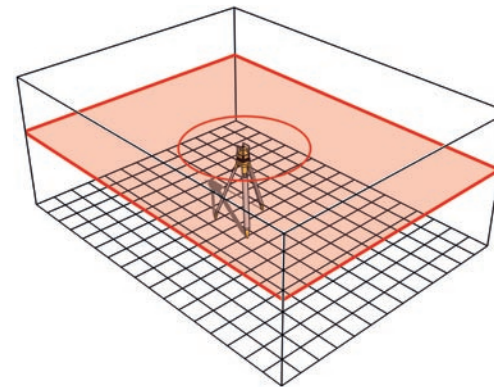
Transfers a determined point from the floor to the ceiling.

Rotation function, vertical



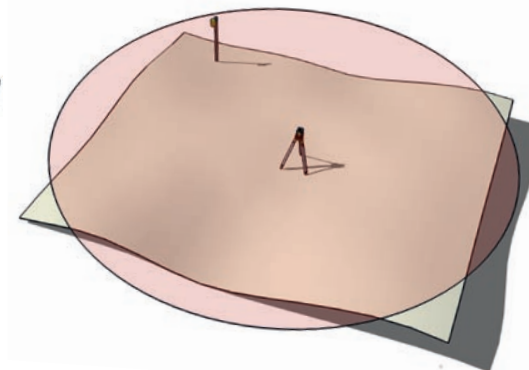
The laser beam rotates vertically through 360° around its vertical axis.

Rotation function, horizontal



The laser beam rotates horizontally through 360° around its vertical axis.

Receiver working range 180 m





**Ideal for brick-layers, reinforced
concrete contractors ...
ideal for small sites.**

Working range with receiver up to 180 m.
Easy operation – long battery service life.





LAPR 150 Set

Comprising: Rotation laser Type LAPR 150 with point and line mode, laser goggles, target plate, receiver. Sturdy carrying case with stowage compartment for spare batteries.

Laser class	Output	Laser wavelength	Levelling accuracy horizontal	Levelling accuracy vertical	Receiver working range*	Battery life	Art. No.	EAN
2	< 1 mW	635 nm	± 0,2 mm/m	± 0,3 mm/m	180 m	approx. 80 h	17658/7	4005069176587

* At 21 °C, under optimum atmospheric conditions



The eye is protected against momentary direct exposure to the laser beam of class 2 laser equipment by the reflex action of closing the lid and/or the reaction of turning away. These instruments may therefore be used without the use of further protective measures. Nevertheless, you should not look directly into the laser beam.

Direct perfect starting: LAPR 150 All-inclusive Set

Comprising: Rotation laser Type LAPR 150 with point and line mode, laser goggles, target plate, receiver, levelling rod Type NL, construction tripod with spread stopper, rapid locking and carrying strap Type BST-S. Sturdy carrying case with stowage compartment for spare batteries.

Art. No.	EAN
17704/1	4005069177041

