

STABILA® 
How true pro's measure

2020/2021 EN



 See all products at
www.cmc.pt

cunha  mendes cunha, lda
Equipamentos Industriais

email: cmc@cmc.pt

web: www.cmc.pt

19584 01/20

STABILA - THE PRODUCTS 2020/2021

THE PRODUCTS



**For all those
who take pride
in the quality of
their work.**

True pro's measure with STABILA.



Contents




What we stand for 6




Spirit levels 8




Special spirit levels 38



Electronic measuring tools 46



Rotation, line and point lasers 54



Laser distance measurers 88



Laser accessories 100




Optical levels 108



Folding rules 110



Tape measures 116



Levelling boards, feather edges and h-profile feather edges 128

What we stand for

You don't become good at what you do by chance

As a professional, you work hard and your expectations are high. There are always challenging situations on construction sites that have to be overcome. And to achieve the best results you need all your skills accompanied by tools that let you reach your full working potential.

Good tools – Good work

Taking precise measurements is one of the most important tasks on construction sites, which is why it is crucial that professionals have tools that they can rely on at all times. Tools that enable them to carry out a variety of measurement tasks on the construction site precisely, efficiently and easily – time after time.

Our way to innovative tools

We are in constant dialogue with tradespeople, and this allows us to tailor and optimise our products to their specific requirements. By combining these professionals' wealth of experience with the expertise and skill of our team – which is made up of application technology experts, developers and engineers – we can guarantee outstanding quality and a constant innovative edge.



Promoting talent in young tradespeople

As a producer of quality tools and a specialist in measurement technology, the promotion of young talent in the trade industry is a topic that is very close to our hearts. This is why STABILA supports organisations that champion trade professions on both a national and international level. Our trainers pass on their knowledge and experience in the areas of levelling and distance measurements to young tradespeople at a host of educational establishments.



You will find out here why STABILA spirit levels are so special:

The best quality will prove its worth. Sooner or later.

Every craftsman knows that not everything runs smoothly on the construction site. How good it is then when you can rely on the fact that your tools will not let you down when you need them. Just imagine: your spirit level falls from the scaffold and, after a hard bang, it works just as accurately as it did on the first day. That is STABILA quality! STABILA spirit levels are constructed with a fixed moulded vial which measures absolutely accurately even under demanding conditions – no readjustment necessary. For this reason craftsmen worldwide trust our spirit levels. At STABILA, every craftsman finds the right spirit level: depending on his requirements and application needs – light or tough, short or long, up to and including special spirit levels which are intended completely for one trade.

10 YEAR
GUARANTEE

For the warranty declaration, see the end of the catalogue

Spirit levels						
	Type R 300	Series 196	Series 96	Series 80 AS	Series 80 U	Series 70
Profile	Torsion-resistant five-chamber 'R' profile	Ultra-rigid aluminium rectangular profile with reinforcing ribs	Ultra-rigid aluminium rectangular profile with reinforcing ribs	Aluminium rectangular profile with reinforcing ribs	Smooth aluminium rectangular profile	Smooth aluminium rectangular profile
Measuring surfaces	2 x coated	2 x milled (up to 122 cm)	2 x milled (up to 122 cm)	2 x coated	1 x coated	1 x coated
Accuracy in normal position	0.029° = 0.5 mm/m	0.029° = 0.5 mm/m	0.029° = 0.5 mm/m	0.029° = 0.5 mm/m	0.029° = 0.5 mm/m	0.029° = 0.5 mm/m
Accuracy in reverse position	0.029° = 0.5 mm/m	0.029° = 0.5 mm/m	0.043° = 0.75 mm/m	0.043° = 0.75 mm/m	0.057° = 1.0 mm/m	–
End caps	Anti-slip stopper / Shock-absorbing / Removable	Anti-slip stopper / Shock-absorbing / Removable	Anti-slip stopper / Shock-absorbing / Removable	Anti-slip stopper	Standard	Standard
Lengths	61 cm – 244 cm	61 cm – 200 cm	40 cm – 244 cm	30 cm – 200 cm	30 cm – 200 cm	22 cm – 200 cm
Additional features						
Lighting	–	Type 196-2 LED	–	–	–	–
Magnet system	–	–	Type 96-2-M	Type 80 ASM	–	Type 70 M Type 70 TM Type 70 TMW
Angle vial	–	–	–	–	–	Type 70 W Type 70 TMW
Spacer	–	–	–	–	–	Type 70 P-2-2
Sliding marker	–	–	–	–	–	Type 70 MAS

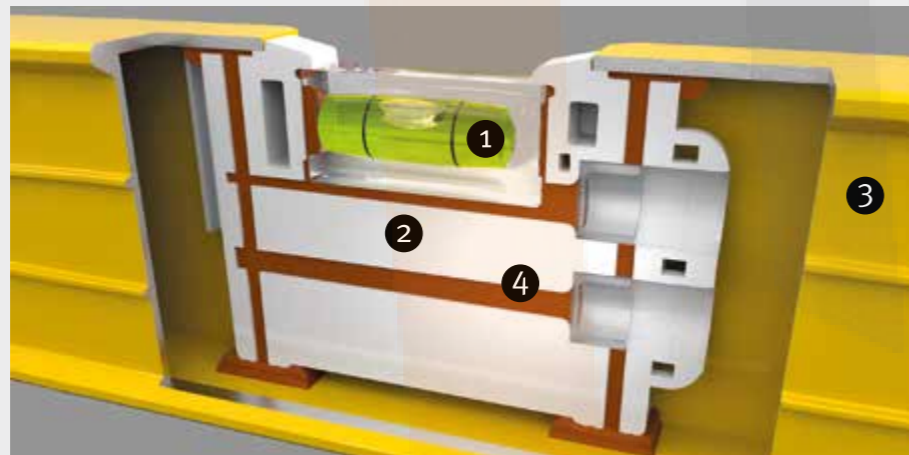
Spirit levels						
	Type 83 S	Type 82 S	Series 81 S	Series 106 T	Type 80 T	Pocket PRO Magnetic
Profile	Tough cast aluminium profile	Tough cast aluminium profile	Tough cast aluminium profile	3-chamber aluminium rectangular profile with reinforcing ribs	Smooth aluminium rectangular profile	Plastic profile with aluminium housing
Measuring surfaces	2 x milled	2 x milled	1 x milled	2 x coated	1 x milled	2 x with V-groove
Accuracy in normal position	0.029° = 0.5 mm/m	0.029° = 0.5 mm/m	0.029° = 0.5 mm/m	0.029° = 0.5 mm/m	0.029° = 0.5 mm/m	0.057° = 1.0 mm/m
Accuracy in reverse position	0.029° = 0.5 mm/m	–	0.043° = 0.75 mm/m	0.043° = 0.75 mm/m	0.043° = 0.75 mm/m	–
End caps	–	–	–	Standard	Anti-slip stopper	–
Lengths	40 cm – 100 cm	40 cm – 80 cm	25 cm – 100 cm	4 extendible lengths	2 extendible lengths	7 cm
Additional features						
Magnet system	–	–	Type 81 SM Type 81 S REM Type 81 SV REM W45 Type 81 SV REM W360	Type 106 TM	–	Pocket PRO Magnetic
Telescopic system	–	–	–	Type 106 T Type 106 TM	Type 80 T	–
V-groove	–	–	Type 81 SV REM W45 Type 81 SV REM W360	–	–	Pocket PRO Magnetic
Angle vial	–	–	Type 81 SV REM W45 Type 81 SV REM W360	–	–	–

This is how we secure permanent precision:



Adjusted with micrometre precision and unshakeably bonded

In STABILA spirit levels, the vial, the vial block holder and the measuring surfaces of the profile are adjusted precisely to one another in the production process and permanently bonded with synthetic resin. Only in this manner is it guaranteed that all components are parallel and unshakeably aligned to one another so that the spirit level measures accurately even after many years of rugged use.



STABILA installation technology

The unique installation technology ensures long-term accuracy. In a special casting process, the components of the spirit level are firmly bonded forever. You can trust that your spirit level will maintain its accuracy for life. It remains accurate, just as it was on the first day. No readjustments, no doubts. Always accurate measurements – even under the most difficult construction site conditions.

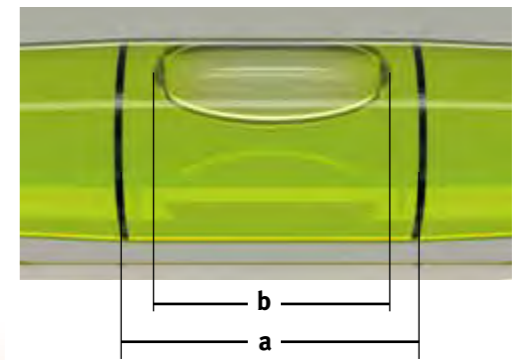
- ① Vial
- ② Vial block holder
- ③ Profile
- ④ Synthetic resin

More information can be found at www.youtube.com/StabilaOfficial



STABILA vials

The vial block is made of high-quality, shatter-proof and easy-to-clean acrylic glass. The exterior surfaces must be as flat as possible to prevent light refracting when reading the vial. The interior walls of the vial are precision-ground and the corrosion-free reference rings are flush with the surface – this allows the vial bubble to move freely and unhindered, ensuring maximum measuring precision.



Optimum readability

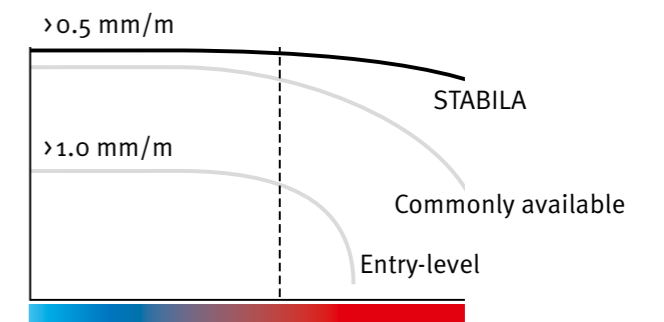
STABILA spirit levels are extremely temperature-resistant. The bubble size and ring spacings are designed to ensure optimum readability, even at high and low temperatures. This guarantees exact readings from -20 °C to +50 °C. The size of the vial bubble is always within the reference rings: from (a) at -20 °C to (b) at +50 °C.



Anti-static factor: STABILA vials prevent the movement of the vial being influenced by static loading or mechanical influences.

UV protection: The fluorescent vial liquid has high resistance against UV rays. This prevents the liquid from fading. The colour contrast allows for good readability in all types of light.

Temperature-stable



This is how we make our products easy-to-use:

The various spirit level profiles

A profile is always geared towards the needs and demands of the craftsman. High practical value, the required durability coupled with the lowest possible weight, and optimal handling all play a crucial role. STABILA has the perfect spirit level for every craftsman.



Light aluminium profile – for easy handling.



Aluminium profile with reinforcing ribs – for high stability and secure hold.



Ultra-rigid aluminium profile with reinforcing ribs – for high stability and secure hold.



Torsion-resistant five-chamber 'R' profile – developed for the most difficult construction sites.



Cast aluminium profile – strong grip.

The different types of vial

STABILA spirit levels feature a variety of vial types and combinations. This means that every craftsman can find the right spirit level to make his work as easy as possible.



Horizontal vial – for horizontal measurements.



Vertical vial – for vertical measurements.



Rotatable angle vial – to determine variable inclinations.



Fixed 45° angle vial – to determine fixed inclinations.



Six-ring vial – for rapid slope measurement.

The measuring positions

The measuring position describes the position of the spirit level during measurement.



Measuring in normal position

The horizontal vial is pointing upwards. The bubble lies against the upper wall of the vial.



Measuring in reverse position

The spirit level was rotated – the horizontal vial is pointing downwards. The bubble has also moved and is now against the other wall of the vial.

The measuring surfaces

In most cases, the complete body of the spirit level, including the measuring surface, is powder-coated. There are also spirit levels where the measuring surface is face-milled after the coating process. In every case, it is important that the surface be completely smooth. Depending on the version, a spirit level is equipped with one or two measuring surfaces. The extra measuring surface increases versatility.



Coated measuring surface



Milled measuring surface



Measuring surface with spacers: for bridging uneven areas of wood or masonry.



Milled measuring surface with V-groove and rare-earth magnets: for extra-strong hold on pipes and other steel objects.

The magnet systems

You always have your hands free when aligning and adjusting metal objects.



Ferrite magnet system – for good adhesion to metal objects.



Rare-earth magnet system – for extra-strong adhesion to metal objects.

The end caps

Permanent end caps made of impact-resistant plastic are used to protect measuring surfaces reliably. The upright height of the level's hollow profile must be appropriately dimensioned to provide good shock absorption. STABILA also provides end caps with practical additional functions.



Plastic end caps protect the profile against impact.



End caps with anti-slip stoppers allow for a firm seat when marking.



Removable end caps allow exact positioning and marking right up into the corners.



Shock-absorbing end caps – the two-component material mix provides effective energy absorption upon impact and protects the profile.

Type R 300: Developed for the most demanding building site use

- Extremely robust, torsion-resistant aluminium R-profile
- Extra-wide measuring surface for extreme stability – no tipping over during the measurement process
- Three accurate marking and cutting edges allow exact marking over the full length of the profile
- Handrail with finger groove over the full length makes it easy to grip when measuring and carrying
- Coated measuring surfaces protect delicate surfaces
- Continuous bridge over the horizontal vial increases the stability of the profile
- End caps with an anti-slip stopper – for a firm seat when marking
- Shock-absorbing end caps – the two-component material mix protects the profile against impact
- Removable end caps allow exact positioning and marking right up into the corners
- The 'R' profile shape allows construction material to be smoothed off easily
- Easy to clean thanks to the electrostatic powder coating
- STABILA installation technology ensures long-term accuracy – measuring accuracy in normal and reverse position: $\pm 0.5 \text{ mm/m}$



Type R 300


Type	R 300
Accuracy in normal position	0.029° = 0.5 mm/m
Accuracy in reverse position	0.029° = 0.5 mm/m
Measuring surfaces	2 X
Vial type	1 x horizontal 2 x vertical
End caps	Anti-slip stopper / Shock-absorbing / Removable
<hr/>	
Length	Art. No.
61 cm	18371
81 cm	18372
100 cm	18373
122 cm	18374
183 cm	18375
200 cm	18450
244 cm	18376




Application



Type R 300: Especially suitable for craftsmen who subject their tools to extremely demanding conditions; for example, in bricklaying and carpentry, in wood construction, reinforced concrete construction, window fitting, road construction, gardening and landscaping work.

 More information can be found at www.youtube.com/StabilaOfficial



Extremely robust: Torsion-resistant five-chamber 'R' profile. Developed for the most demanding building site use.



Extremely stable: Extra-wide measuring surface. High level of protection from tipping over during the measuring process.



Exact line marking: Three accurate marking and cutting edges over the full length. Continuous bridge over the horizontal vial.



Extremely handy: Handrail with finger groove over the full length. Easy to handle when measuring and carrying.




Series 96 /196: For work with high demands

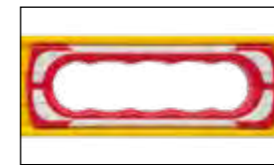
- Ultra-rigid aluminium profile with reinforcing ribs – for high stability and secure hold while working
- End caps with an anti-slip stopper – for a firm seat when marking
- Shock-absorbing end caps – the two-component material mix protects the profile against impact
- Removable end caps allow exact positioning and marking right up into the corners
- Easy to clean thanks to the electrostatic powder coating
- Spirit level with two precision-milled measuring surfaces (up to 122 cm, coated from 183 cm)
- Accurate measuring in all positions
- STABILA installation technology ensures long-term accuracy – suitable for measuring in normal and reverse position



Application / Additional features



Type 96-2 and Type 196-2: Especially suitable for craftsmen who subject their tools to extremely demanding conditions and need to measure in all positions; for example, in bricklaying and carpentry, in wood construction, reinforced concrete construction, window fitting, road construction, gardening and landscaping work.



Type 196-2: With **finger-grip openings** for easy and comfortable use.



Type 96-2-M: Especially suitable for measuring tasks in metal construction – the craftsman always has his hands free when aligning and adjusting components. **Rare-earth magnet system** – for extra-strong adhesion to metal objects.

Series 96 /196

Type	96-2	96-2 M	196-2	196-2 LED
Accuracy in normal position	0.029° = 0.5 mm/m	0.029° = 0.5 mm/m	0.029° = 0.5 mm/m	0.029° = 0.5 mm/m
Accuracy in reverse position	0.043° = 0.75 mm/m	0.043° = 0.75 mm/m	0.029° = 0.5 mm/m	0.029° = 0.5 mm/m
Measuring surfaces	2 x	2 x	2 x	2 x
Vial type	1 x horizontal 2 x vertical	1 x horizontal 2 x vertical	1 x horizontal 2 x vertical	1 x horizontal 2 x vertical
End caps	Anti-slip stopper / Shock-absorbing / Removable	Anti-slip stopper / Shock-absorbing / Removable	Anti-slip stopper / Shock-absorbing / Removable	Anti-slip stopper / Shock-absorbing / Removable
Special feature	–	Rare-earth magnet	–	LED
Length	Art. No.	Art. No.	Art. No.	Art. No.
40 cm	15225	15852	–	–
61 cm	15226	15853	15233	17392
81 cm	15227	15854	15234	–
100 cm	15228	15855	15235	–
122 cm	15229	15856	15236	17393
183 cm*	15230	15857	15237	–
200 cm*	15231	15858	17209	–
244 cm*	15232	–	–	–

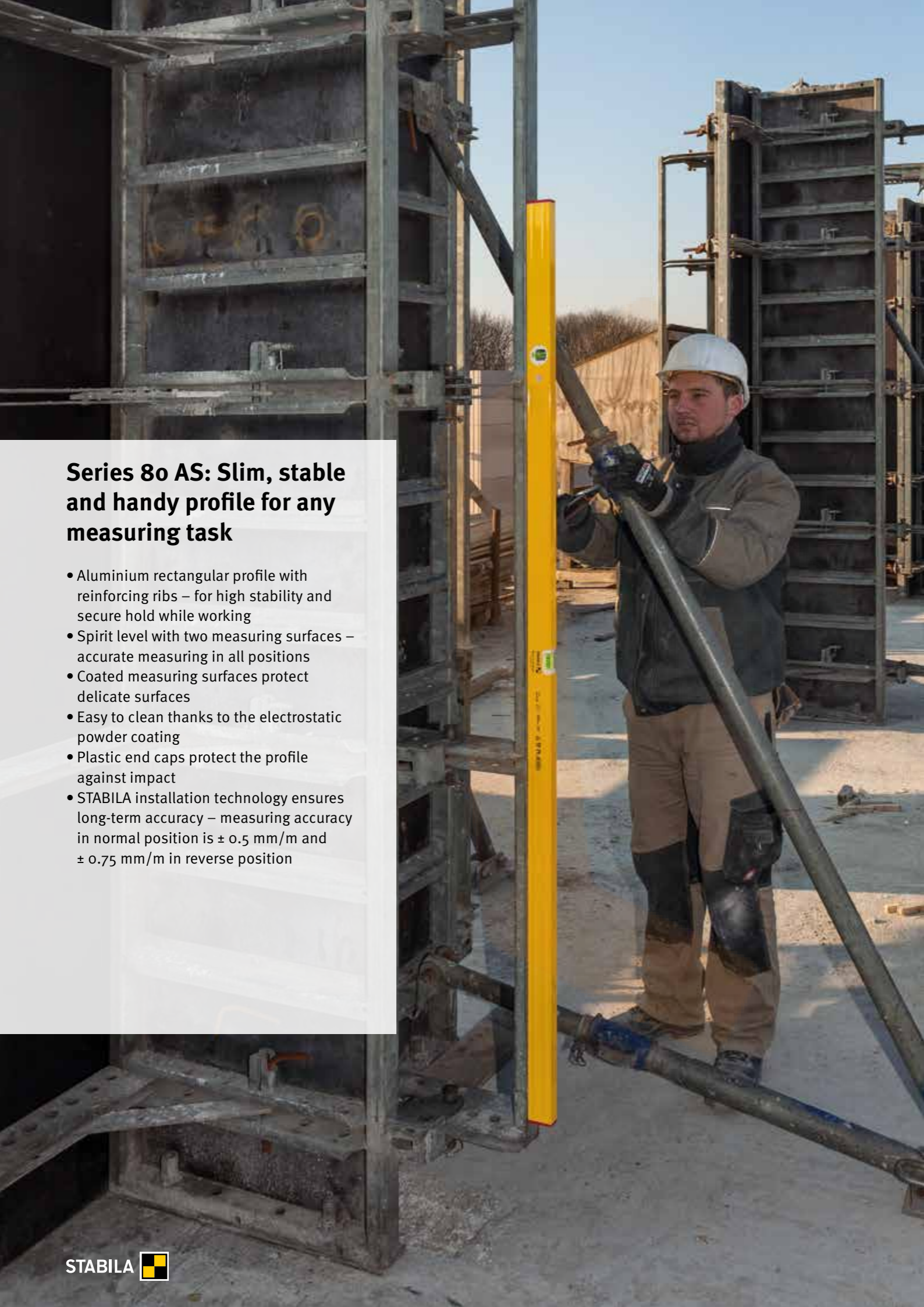


Type 196-2 LED: For all craftsmen who often work in the dark or in poor visibility conditions and need to measure in all positions, especially when installing heating, in reinforced concrete construction or electrical installations. **Tough light technology that is suitable for use on construction sites** – for optimum readability.



Type 196-2 LED: Battery replacement pack with 2 LED units – quick lighting change at the workplace. Optional accessories (Art. No. 17450). Can also be used as a powerful mini torch.

* Continuous bridge over the horizontal vial increases the stability of the profile.



Series 80 AS: Slim, stable and handy profile for any measuring task

- Aluminium rectangular profile with reinforcing ribs – for high stability and secure hold while working
- Spirit level with two measuring surfaces – accurate measuring in all positions
- Coated measuring surfaces protect delicate surfaces
- Easy to clean thanks to the electrostatic powder coating
- Plastic end caps protect the profile against impact
- STABILA installation technology ensures long-term accuracy – measuring accuracy in normal position is ± 0.5 mm/m and ± 0.75 mm/m in reverse position





More information can be found at www.youtube.com/StabilaOfficial

Series 80 AS


Type	80 AS
Accuracy in normal position	0.029° = 0.5 mm/m
Accuracy in reverse position	0.043° = 0.75 mm/m
Measuring surfaces	2 x
Vial type	1 x horizontal 1 x vertical
End caps	Anti-slip stopper
Special feature	–

Length	Art. No.
30 cm	19162
40 cm	19163
50 cm	19164
60 cm	19165
80 cm	19166
90 cm	19167
100 cm	19168
120 cm	19169
150 cm	–
180 cm	–
200 cm	–



Type	80 AS-2
Accuracy in normal position	0.029° = 0.5 mm/m
Accuracy in reverse position	0.043° = 0.75 mm/m
Measuring surfaces	2 x
Vial type	1 x horizontal 2 x vertical
End caps	Anti-slip stopper
Special feature	–

Length	Art. No.
30 cm	–
40 cm	–
50 cm	–
60 cm	19170
80 cm	19171
90 cm	19195
100 cm	19172
120 cm	19173
150 cm	19174
180 cm	19175
200 cm	19176



Type	80 ASM
Accuracy in normal position	0.029° = 0.5 mm/m
Accuracy in reverse position	0.043° = 0.75 mm/m
Measuring surfaces	2 x
Vial type	1 x horizontal 1 x vertical
End caps	Anti-slip stopper
Special feature	Rare-earth magnet

Length	Art. No.
30 cm	–
40 cm	19177
50 cm	–
60 cm	19178
80 cm	19179
90 cm	–
100 cm	19180
120 cm	19181
150 cm	19182
180 cm	19183
200 cm	19184

Application / Additional features



Type 80 AS and Type 80 AS-2: The spirit level is especially suitable for use in the fields of gardening and landscaping work, reinforced concrete construction, carpentry as well as joinery and tiling.

Type 80 AS-2: The additional vertical vial allows quick readings in any position.



Type 80 ASM: This spirit level is especially suitable for measuring tasks in metal construction and drywall construction. Extra-strong

rare-earth magnet system for adhesion to metal objects – leaves the hands free when aligning and adjusting pillars and supports (up to 5 times stronger than standard ferrite magnets).

Series 80 U: Classic profile shape, comfortable to use

- Smooth aluminium rectangular profile
- Coated measuring surface protects delicate surfaces
- Easy to clean thanks to the smooth sides and electrostatic powder coating
- Plastic end caps protect the profile against impact
- STABILA installation technology ensures long-term accuracy – measuring accuracy in normal position is ± 0.5 mm/m and ± 1.0 mm/m in reverse position



Application / Additional features



Type 80 U and Type 80 U-2: Especially suitable for measuring tasks in the fields of joinery, electrical installations, tiling and heating installation. Ideal measuring tool for DIY enthusiasts.

Type 80 U-2: The **additional vertical vial** allows quick readings in any position.

Series 80 U

Type

Accuracy in normal position

Accuracy in reverse position

Measuring surfaces

Vial type

End caps

80 U

$0.029^\circ = 0.5$ mm/m

$0.057^\circ = 1.0$ mm/m

1 x

1 x horizontal
1 x vertical

Standard

80 U-2

$0.029^\circ = 0.5$ mm/m

$0.057^\circ = 1.0$ mm/m

1 x

1 x horizontal
2 x vertical

Standard

Length

30 cm

40 cm

50 cm

60 cm

80 cm

90 cm

100 cm

120 cm

150 cm

180 cm

200 cm

Art. No.

18794

18795

18796

18797

18798

18799

18800

18801

18802

18803

18804

Art. No.

-

18785

18786

18787

18788

-

18789

18790

18791

18792

18793

Series 70: Classic profile shape, easy and comfortable to use

- Light aluminium rectangular profile
- Coated measuring surface protects delicate surfaces
- Easy to clean thanks to the smooth sides and electrostatic powder coating
- Plastic end caps protect the profile against impact
- STABILA installation technology ensures long-term accuracy – measuring accuracy in normal position: $\pm 0.5 \text{ mm/m}$



Application / Additional features



Type 70 and Type 70-2: Especially suitable for measuring tasks in the fields of joinery, electrical installations, tiling, heating installation and

for DIY enthusiasts.

Type 70-2: The **additional vertical vial** allows quick readings in any position.



Type 70 W: Especially suitable for use in metal construction, for joinery and for DIY enthusiasts. The **rotatable angle vial** allows variable

inclinations to be determined.



Type 70 M: Especially suitable for measuring tasks in metal construction – the craftsman always has his hands free when aligning and adjusting

components. **Rare-earth magnet system** – for high adhesion to metal objects.



Type 70 P-2-2: Ideal for work in the fields of timber frame construction, prefabricated walls, building components, precast concrete parts and

system formworks. The **measuring surface formed from two fixed spacers** bridges irregularities in the material and allows precise measuring, e. g. over warped beams.

Series 70

Type
Accuracy in normal position
Measuring surfaces
Vial type
End caps
Special feature

70
0.029° = 0.5 mm/m
1 x
1 x horizontal 1 x vertical
Standard
–

70-2
0.029° = 0.5 mm/m
1 x
1 x horizontal 2 x vertical
Standard
–

70 W
0.029° = 0.5 mm/m
1 x
1 x horizontal 1 x vertical 1 x rotatable angle vial
Standard
–

70 M
0.029° = 0.5 mm/m
1 x
1 x horizontal 1 x vertical
Standard
Rare-earth magnet

70 P-2-2
0.029° = 0.5 mm/m
1 x
2 x horizontal 2 x vertical
Standard
2 x spacer

Length
30 cm
40 cm
50 cm
60 cm
80 cm
90 cm
100 cm
120 cm
150 cm
180 cm
200 cm

Art. No.
02281
02282
02283
02284
02286
02287
02288
02289
02290
02291
02292

Art. No.
–
14187
–
02324
14188
02327
14189
02329
–
14190
16284

Art. No.
–
02472
–
02474
02475
–
02478
–
–
–
–

Art. No.
02871
02872
02143
02874
02875
–
02876
02149
02877
02878
02879

Art. No.
–
–
–
–
–
–
–
–
02420
02421
02422



Application / Additional features



Type 70 T: Especially suitable for all measuring tasks in cramped conditions. Compact design – can always be carried with you. Coated measuring surface protects delicate surfaces.



Type 70 TM: Especially suitable for all measuring tasks in cramped conditions. **Magnetic strip** for adhesion to metal objects. Compact design – can always be carried with you.



Type 70 TMW: Especially suitable for all measuring tasks in cramped conditions. **Rotatable angle vial** for measuring and transferring angles. **Magnetic strip** for adhesion to metal objects. Compact design – can always be carried with you.



Type 70 MAS: Ideal for DIY enthusiasts – shelves, pictures and anything else that needs to hang straight can be quickly and securely affixed using the marking spirit level. **Sliding marker and measuring scale** make it easy to transfer distances (e.g. for drill holes) and make markings with pinpoint accuracy.

Series 70



Type	70 T	70 TM	70 TMW
Accuracy in normal position	0.029° = 0.5 mm/m	0.029° = 0.5 mm/m	0.029° = 0.5 mm/m
Measuring surfaces	1 x	1 x	1 x
Vial type	1 x horizontal 1 x vertical	1 x horizontal 1 x vertical	1 x horizontal 1 x vertical 1 x rotatable angle vial
Special feature	–	Magnetic strip	Magnetic strip
Length	Art. No.	Art. No.	Art. No.
22 cm	–	02190	–
25 cm	02199	–	14010

Type	70 MAS
Accuracy in normal position	0.029° = 0.5 mm/m
Measuring surfaces	1 x
Vial type	1 x horizontal 1 x vertical
End caps	Standard
Special feature	Sliding marker
Length	Art. No.
80 cm	14111



Type 83 S: Extremely tough cast profile with vials that can be read from all sides

- Tough cast aluminium profile
- This spirit level has vials which can be read from all sides, which makes it particularly practical – the horizontal vial can be read from 4 sides and the two vertical vials can be read from 3 sides
- Large finger-grip openings for easy and comfortable use
- The spirit level with two precision-milled measuring surfaces does not leave behind any discolourations on the surface; for example, on fair-faced brickwork
- Continuous bridge over the horizontal vial increases the stability of the profile
- Easy cleaning – dirt can be removed thanks to the electrostatic powder coating
- High-precision measuring in all positions
- STABILA installation technology ensures long-term accuracy – measuring accuracy in normal and reverse position: $\pm 0.5 \text{ mm/m}$

Type 82 S: Tough cast profile with finger-grip opening and abrasion-resistant scale

- Slim, tough, cast aluminium profile
- Measurements can be read and checked directly using the abrasion-resistant scale in centimetre gradations
- Easy cleaning – dirt can be removed thanks to the electrostatic powder coating
- Finger-grip opening for comfortable use (length of 80 cm with two finger-grip openings)
- The spirit level with two precision-milled measuring surfaces does not leave behind any discolourations on the surface; for example, on fair-faced brickwork
- STABILA installation technology ensures long-term accuracy – measuring accuracy in normal position: $\pm 0.5 \text{ mm/m}$



Type 83 S

Type	83 S
Accuracy in normal position	$0.029^\circ = 0.5 \text{ mm/m}$
Accuracy in reverse position	$0.029^\circ = 0.5 \text{ mm/m}$
Measuring surfaces	2 x
Vial type	1 x horizontal 2 x vertical
Length	Art. No.
40 cm	02542
60 cm	02544
80 cm	02545
100 cm	02546



Application



Type 83 S: Especially suitable for craftsmen who subject their tools to extremely demanding conditions and need to measure in all positions; for example, in bricklaying and reinforced concrete construction.

Type 82 S

Type	82 S
Accuracy in normal position	$0.029^\circ = 0.5 \text{ mm/m}$
Measuring surfaces	2 x
Vial type	1 x horizontal 1 x vertical
Length	Art. No.
40 cm	02593
50 cm	02594
60 cm	02595
80 cm	02596



Application



Type 82 S: Especially suitable for craftsmen who subject their tools to extremely demanding conditions; for example, in bricklaying and reinforced concrete construction.

Series 81 S: Tough cast profile with striking trapezoidal profile shape

- Tough cast aluminium profile with a slender, trapezoidal shape, providing excellent grip
- Easy cleaning – dirt can be removed thanks to the electrostatic powder coating
- The spirit level with one precision-milled measuring surface does not leave behind any discolourations on the surface; for example, on fair-faced brickwork
- The short torpedo spirit levels are especially suitable for use in cramped conditions
- STABILA installation technology ensures long-term accuracy – measuring accuracy in normal position is ± 0.5 mm/m and ± 0.75 mm/m in reverse position



Series 81 S



Type	81 S	81 SM
Accuracy in normal position	$0.029^\circ = 0.5$ mm/m	$0.029^\circ = 0.5$ mm/m
Accuracy in reverse position	$0.043^\circ = 0.75$ mm/m	$0.043^\circ = 0.75$ mm/m
Measuring surfaces	1 x	1 x
Vial type	1 x horizontal 1 x vertical	1 x horizontal 1 x vertical
Special feature	–	Ferrite magnet

Length	Art. No.	Art. No.
40 cm	02502	02512
50 cm	02503	02513
60 cm	02504	02514
80 cm	02505	–
100 cm	02506	–

Application / Additional features



Type 81 S: Especially suitable for craftsmen who subject their tools to extremely demanding conditions; for example, in bricklaying.



Type 81 SM: The adhesion of the ferrite magnets is needed for metal construction in particular – the craftsman always has his hands free when aligning and adjusting components.



Type 81 SM Torpedo and Type 81 S REM Torpedo: The strong adhesion of the rare-earth magnets is needed for metal construction and scaffolding in particular, as well as for fitting and welding – the craftsman always has his hands free when aligning and adjusting components.

Series 81 S Torpedo



Type	81 S Torpedo	81 SM Torpedo	81 S REM Torpedo
Accuracy in normal position	$0.029^\circ = 0.5$ mm/m	$0.029^\circ = 0.5$ mm/m	$0.029^\circ = 0.5$ mm/m
Accuracy in reverse position	$0.043^\circ = 0.75$ mm/m	$0.043^\circ = 0.75$ mm/m	$0.043^\circ = 0.75$ mm/m
Measuring surfaces	1 x	1 x	1 x
Vial type	1 x horizontal 1 x vertical	1 x horizontal 1 x vertical	1 x horizontal 1 x vertical
Special feature	–	Strong rare-earth magnet	Extra-strong rare-earth magnet

Length	Art. No.	Art. No.	Art. No.
25 cm	02500	02510	15348
25 cm (with belt pouch)	02501	02511	17832

Series 81 SV Torpedo



Type	81 SV REM W45 Torpedo	81 SV REM W360 Torpedo
Accuracy in normal position	$0.029^\circ = 0.5$ mm/m	$0.029^\circ = 0.5$ mm/m
Accuracy in reverse position	$0.043^\circ = 0.75$ mm/m	$0.043^\circ = 0.75$ mm/m
Measuring surfaces	1 x	1 x
Vial type	1 x horizontal 1 x vertical 1 x fixed 45° angle vial	1 x horizontal 1 x vertical 1 x rotatable angle vial
Special feature	Rare-earth magnet	Rare-earth magnet

Length	Art. No.	Art. No.
25 cm (with belt pouch)	16672	16670



Series 81 SV Torpedo: Six-ring vial for a 1% and 2% slope.



Series 81 SV Torpedo: with choice of a fixed 45° angle vial or 360° rotatable angle vial.



Series 81 SV Torpedo: Extra-strong hold on pipes and other steel objects thanks to the milled measuring surface with V-groove and rare-earth magnets.

Type 106 T: Extra-long

- Extendable spirit level with stable 3-chamber aluminium rectangular profile and fixed spacers to even out irregularities on objects
- Additional slip-on spacers (height: 4.20 cm) for accurate measuring, even over laths
- Extremely long measuring surface thanks to a unique telescope system
- Strong eccentric clamps – for lasting accuracy
- Finger-grip openings for a secure hold when working
- Profile with reinforcing ribs for high stability
- Continuous bridge over the horizontal vial – increases the stability of the profile
- Plastic end caps protect the profile against impact
- Two measuring surfaces for measuring in normal and reverse position – STABILA installation technology ensures long-term accuracy
- Telescopic support with a scale in cm/in



Type 106 TM: Extra-long spirit level with extra-strong adhesion for hands-free work

- Extendable spirit level with stable 3-chamber aluminium rectangular profile and extra-strong rare-earth magnet system for optimal adhesion to metal objects – leaves the hands free when aligning and adjusting pillars and supports
- Extremely long measuring surface thanks to a unique telescope system
- Strong eccentric clamps – for lasting accuracy
- Finger-grip openings for a secure hold when working
- Profile with reinforcing ribs for high stability
- Continuous bridge over the horizontal vial – increases the stability of the profile
- Plastic end caps protect the profile against impact
- Two measuring surfaces for measuring in normal and reverse position – STABILA installation technology ensures long-term accuracy
- Telescopic support with a scale in cm/in



Type 106 T

Type	106 T
Accuracy in normal position	0.029° = 0.5 mm/m 0.057° = 1.0 mm/m (extended)
Accuracy in reverse position	0.043° = 0.75 mm/m (closed)
Measuring surfaces	2 x
Vial type	1 x horizontal 2 x vertical
End caps	Standard
Special features	Telescopic system, spacer, metric scale
Length	Art. No.
183 – 315 cm	17708
213 – 376 cm	17709

Application



Type 106 T: Especially suitable for aligning and adjusting large components when working in wood construction and carpentry. Also suitable

for reinforced concrete construction when positioning prefabricated building units.



Type 106 TM

Type	106 TM
Accuracy in normal position	0.029° = 0.5 mm/m 0.057° = 1.0 mm/m (extended)
Accuracy in reverse position	0.043° = 0.75 mm/m (closed)
Measuring surfaces	2 x
Vial type	1 x horizontal 2 x vertical
End caps	Standard
Special features	Telescopic system, rare-earth magnet, metric scale
Length	Art. No.
186 – 318 cm	17710
216 – 379 cm	17711

Application



Type 106 TM: The strong adhesion of the rare-earth magnets is needed for metal construction in particular – the craftsman always has his hands free when aligning and adjusting components.



Type 80 T: Always the right length for the job

- High-quality telescopic system for extending the measuring surface – the spirit level can be pulled out to the length needed
- Marking and cutting edge along entire length – measure and mark simultaneously, even when extended
- Printed metric scale to work out internal dimensions and clearances
- LOCK system to fix the spirit level at the length required – prevents inadvertent changes to the set length
- Integrated anti-slip stoppers allow for a firm hold when marking – the spirit level does not slip
- High-quality extension mechanism ensures high measurement precision – in normal position: retracted ± 0.5 mm/m and extended ± 1.0 mm/m, in reverse position: retracted ± 0.75 mm/m and extended ± 1.0 mm/m
- Plastic end caps protect the profile against impact



Type 80 T

Type	80 T
Accuracy in normal position	0.029° = 0.5 mm/m 0.057° = 1.0 mm/m (extended)
Accuracy in reverse position	0.043° = 0.75 mm/m 0.057° = 1.0 mm/m (extended)
Measuring surfaces	1 x
Vial type	1 x horizontal 1 x vertical
End caps	Anti-slip stopper
Special features	Telescopic system, LOCK system, metric scale
Length	Art. No.
63 – 105 cm	18879
80 – 127 cm	18880



Application / Additional features



Printed metric scale to work out internal dimensions and clearances.




LOCK system to fix the set length.



Marking and cutting edge along entire length – measure and mark simultaneously, even when extended.



Integrated anti-slip stoppers allow for a firm hold when marking.

 More information can be found at www.youtube.com/StabilaOfficial

Type Pocket PRO Magnetic: Professional quality in a mini format

- Professional mini-format spirit level
- The small spirit level takes up very little space and can always be carried with you
- Perfect for alignment in inaccessible places
- With original large-size STABILA precision vial
- Measuring accuracy in normal position ± 1.0 mm/m



Application / Additional features



Pocket PRO Magnetic: Professional mini-format spirit level with tough rectangular aluminium core housing and two precision-milled measuring surfaces with V-groove for horizontal and vertical measurements. Strong rare-earth magnets on the base and lateral measuring surface. Especially suitable for working in metal construction. Ideal second measuring tool for all craftsmen.

Type Pocket PRO Magnetic



Type	Pocket PRO Magnetic
Accuracy in normal position	$0.057^\circ = 1.0$ mm/m
Measuring surfaces	2 x with V-groove
Vial type	1 x horizontal
Special feature	Rare-earth magnet
Length / Width / Height	Art. No.
7 cm / 2 cm / 4 cm (with belt clip)	17953





Type 93 ZS hose spirit level

- Especially suitable for electrical installations, e.g. for transferring the height of switches or plug sockets
- Suitable for DIY measuring tasks



Length	10 m	20 m
Art. No.	13992	14302

- Spirit level for transferring heights, e.g. from one room to another
- Two plastic cylinders with printed scale (130 mm)
- Plastic hose with a diameter of 10 mm

- Plastic spirit level for applications in cramped conditions
- Rotatable angle vial for measuring and transferring angles
- With 4 marking and cutting edges at an angle of 45°, 60°, 120° and 135° as well as a scale in cm/mm on the base
- Easy to store in a tool box
- Plastic measuring surface protects delicate surfaces

Type 104 Allround



- Especially suitable for all measuring tasks in cramped conditions
- Ideal measuring tool for DIY enthusiasts
- With STABILA precision vial – measuring accuracy in normal position ± 1.0 mm/m

Length	25 cm
Art. No.	06901

Type 2D cross spirit level

- Especially suitable for DIY measuring tasks, in the household and when camping



Art. No.	07804
----------	-------

- Spirit level for checking the horizontal plane
- Align objects horizontally in two directions at the same time

STABILA combi spirit level pouch LCC



Length	127 cm	207 cm
Compartments	5*	6**
Art. No.	18986	18987

* For spirit levels with lengths: 120 cm, 90 cm, 60 cm, 40 cm and 25 cm.
 ** For spirit levels with lengths: 200 cm, 120 cm, 90 cm, 60 cm, 40 cm and 25 cm.

- Durable, lockable combi bag for spirit levels with shoulder strap
- Compartments enable ease of transport and safe storage of sets of spirit levels
- Extra loops for securing the combi bag in vehicles or in the workshop
- Insert included for business cards or name and address tag

- Spirit level for hanging on tensioned lines in order to check the horizontal position of the line

Type SWW line spirit level



- Especially suitable for use in gardening and landscaping work
- Suitable for DIY measuring tasks





Art. No.	40479
----------	-------

Why use special spirit levels?

The special spirit levels section includes products which have evolved from the tried-and-tested classic spirit levels. This has produced measuring equipment which makes work much easier and ensures reliability for very specific applications. This makes it possible to carry out the work quickly, safely and in a targeted manner. The basic products are always high-quality STABILA spirit levels, which are turned into specialised measuring equipment using specially developed additional components.



Overview of special spirit levels

	Series 96 K / 196 K	Type 80 M Installation	Type 70 electric	Pocket Electric
				
Profile	Ultra-rigid aluminium rectangular profile with reinforcing ribs	Smooth aluminium rectangular profile	Smooth aluminium rectangular profile	Plastic profile
Measuring surfaces	1 x milled	1 x coated	1 x coated	2 x
Accuracy in normal position	0.029° = 0.5 mm/m	0.029° = 0.5 mm/m	0.029° = 0.5 mm/m	0.057° = 1.0 mm/m
Accuracy in reverse position	✓	0.043° = 0.75 mm/m	-	-
Magnet system	-	✓	-	✓
End caps	Anti-slip stopper / Shock-absorbing / Removable	Anti-slip stopper	Anti-slip stopper	-
Lengths	81 cm, 122 cm	60 cm, 100 cm	43 cm, 120 cm	7 cm
Trade	Bricklayers	Plumbers	Electricians	Electricians
Special feature	Impact protection	Marking aids for plumbing work	Marking aids for electrical installation	Recess for using a screwdriver

Series 96 K/196 K: The spirit level for bricklayers

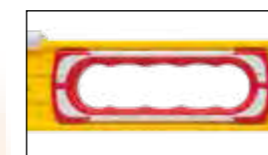
- Ultra-rigid aluminium rectangular profile with patented impact protection for immediate correction of deviations
- The construction material can be aligned with gentle taps on the impact protection – does not require a change of tool
- Precision-milled measuring surfaces prevent any discolourations on the surface; for example, on fair-faced brickwork
- Easy to clean thanks to the electrostatic powder coating
- Always at eye level – the second vertical vial is offset towards the centre, making it easy to read in all measuring positions
- Reinforcing ribs for high stability and a secure hold while working
- Shock-absorbing end caps – the two-component material mix provides effective energy absorption upon impact and protects the profile



Application / Additional features



Type 96-2 K and Type 196-2 K: Especially suitable for bricklaying, e.g. when positioning a wall.



Type 196-2 K: With finger-grip openings for easy and comfortable use.

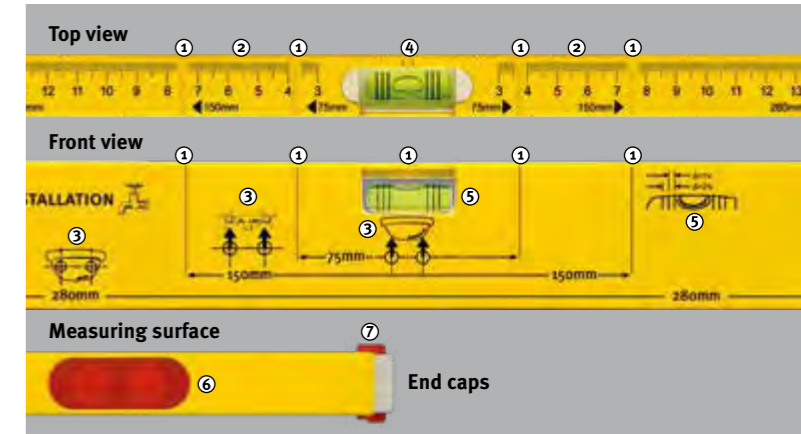
Series 96 K/196 K

Type	96-2 K	196-2 K
Accuracy in normal position	0.029° = 0.5 mm/m	0.029° = 0.5 mm/m
Accuracy in reverse position	0.043° = 0.75 mm/m	0.029° = 0.5 mm/m
Measuring surfaces	1 x	1 x
Vial type	1 x horizontal 2 x vertical	1 x horizontal 2 x vertical
End caps	Anti-slip stopper / Shock-absorbing / Removable	Anti-slip stopper / Shock-absorbing / Removable
Special feature	Impact protection	Impact protection, finger-grip openings
Length	Art. No.	Art. No.
81 cm	16403	-
122 cm	-	16406



Type 80 M Installation: The spirit level for plumbers

- Aluminium rectangular profile with printed installation dimensions and notches for transferring gauges
- Installation points can be transferred directly from the profile – align, mark, drill
- Extra-strong rare-earth magnet system for optimal adhesion to metal objects – leaves the hands free when aligning and adjusting plumbing systems
- Six-ring horizontal vial for positioning 1% and 2% slopes
- Anti-slip stopper and continuous bridge over the horizontal vial – ideal for marking
- Upper surface of the profile has a metric scale centred in the middle
- Designed for measuring in normal and reverse position – STABILA installation technology ensures long-term accuracy



1. Notches for transferring gauges.
2. Printed centimetre scale centred in the middle.
3. Printed with all common installation dimensions. Identical to gauge notches on the upper surface.
4. Continuous vial bridge – easier marking.
5. Six-ring vial for positioning 1% and 2% slopes.
6. Extra-strong rare-earth magnets even adhere to small metal surfaces.
7. Patented anti-slip stopper at each end.

Type 80 M Installation

Type	80 M Installation
Accuracy in normal position	0.029° = 0.5 mm/m
Accuracy in reverse position	0.043° = 0.75 mm/m
Measuring surfaces	1 x
Vial type	1 x horizontal 1 x vertical
End caps	Anti-slip stopper
Special feature	Rare-earth magnet
Length	Art. No.
60 cm	16881
100 cm	16882

Application



Type 80 M Installation:
Especially suitable for plumbing work in the fields of heating and sanitation, e.g. transferring the drill hole markings for sink brackets and valves.


Type 70 electric: The spirit level for electricians

- Comfortably light aluminium rectangular profile with marking holes and other useful marking aids for electrical installation work
- Hole spacings for switches and plug sockets can be measured and marked in a single step using the integrated marking holes with standardised spacing
- Combination spacing for drill holes: 71 mm (as required by DIN 49075)
- End caps with anti-slip stoppers allow for a firm seat when marking – the spirit level does not slip
- Coated measuring surface protects delicate surfaces
- STABILA installation technology ensures long-term accuracy – measuring accuracy in normal position: $\pm 0.5 \text{ mm/m}$



Pocket Electric: Mini-format spirit level with special features for electricians

- Plastic spirit level for quick and reliable horizontal alignment of recessed switches and plug sockets thanks to a strong rare-earth magnet system, a base measuring surface at the rear of the spirit level and a clever recess for a screwdriver
- The mounting part can be conveniently adjusted straight away with the spirit level on top
- Large genuine STABILA precision vial
- Can always be carried with you – the small spirit level takes up very little space



Type 70 electric

Type
Accuracy in normal position
Measuring surfaces
Vial type
End caps
Special feature
Length
43 cm
120 cm

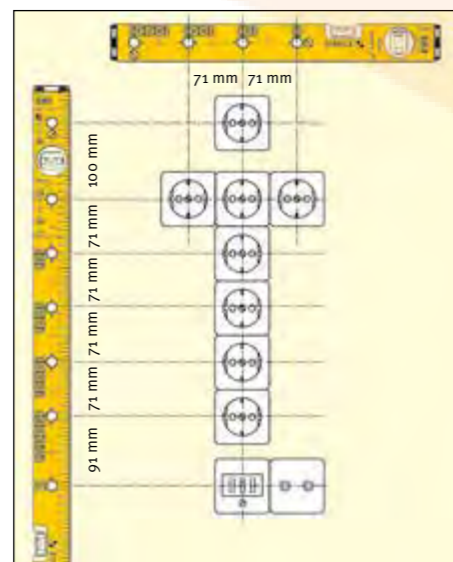


70 electric
Accuracy in normal position
Measuring surfaces
Vial type
End caps
Special feature
Art. No.
16135
16136

Application



Type 70 electric: Ideal for electrical installation work – when installing switches and plug sockets.



Note: Observe installation standards specific to your country.

Pocket Electric



Type	Pocket Electric
Accuracy in normal position	$0.057^\circ = 1.0 \text{ mm/m}$
Measuring surfaces	2 x
Vial type	1 x horizontal
Special feature	Recess for using a screwdriver, rare-earth magnet
Length / Width / Height	Art. No.
7 cm / 2 cm (4 cm)	17775
7 cm / 2 cm / 4 cm (with belt clip)	18115

Application








Pocket Electric: For electrical installation work – ideally suited to installing recessed switches and plug sockets.

Why choose electronic measuring tools?

Electronic measuring technology helps craftsmen to work more quickly and more effectively. Measurement data can be read directly and precisely. Complicated arithmetic problems can be solved easily, e.g. when determining slopes. The measurement data is shown using a digital display. As well as optical displays, there are also products with acoustic guidance which enable alignment with a desired value.



Overview of electronic measuring tools		
Series TECH 196 / 196 M	TECH 80 A	TECH 700 DA
		
Electronic spirit level	Electronic spirit level	Electronic angle finder
Profile	Ultra-rigid aluminium rectangular profile with reinforcing ribs	Aluminium rectangular profile with two contact edges
Measuring surfaces	2 x milled	2 x coated
Accuracy with electronic inclination/angle measurement	at 0° and 90° = ± 0.05°, from 1° to 89° = ± 0.2°	± 0.1°
Measuring modes	°, %, mm/m, in/ft – decimal and as fraction	°
End caps	Anti-slip stopper / Shock-absorbing / Removable	Standard
Lengths	40 cm – 183 cm	45 cm, 80 cm
Additional features		
Rare-earth magnet	Type 196-2-M electronic IP 65	–
Acoustic guidance	✓	–

Overview of electronic measuring tools		
	TECH 1000 DP	TECH 500 DP
		
Profile	Digital protractor anodised aluminium profile	Digital protractor anodised aluminium profile
Measuring surfaces	2 x	2 x
Accuracy with electronic angle measurement	at 0°, 90°, 180° and 270° = ± 0.05°, from 1° to 89°, 91° to 179°, 181° to 269°, 271° to 359° = ± 0.1°	at 0° and 90° = ± 0.05°, from 1° to 89° = ± 0.2°
Measuring modes	°, %, mm/m, in/ft – decimal	°, %, mm/m, in/ft – decimal and as fraction
Display	0 – 360°	0 – 360° (4 x 90°)
Length	17,5 cm	17,5 cm
Additional features		
Rare-earth magnet	✓	✓
T-groove	✓	✓
V-groove	✓	✓
RS-485 interface	✓	–
STABILA ANALYTICS analysis software	✓	–

Series TECH 196 / 196 M: The gold standard – electronics for the most difficult construction site conditions

- Electronic spirit level with an ultra-rigid aluminium rectangular profile and two integrated electronic modules for the instantaneous measurement of inclinations, slopes and angles
- Optimal protection – waterproof and dustproof in accordance with protection class IP 65
- The spirit level is completely washable
- Two digital displays which can be read easily regardless of application conditions
- The acoustic guidance allows components to be aligned quickly without looking at the spirit level (3 different signals)
- Digital display rotates in reverse position
- Reference angle mode allows an angle measurement to be accepted, saved and then transferred to other components
- Keyboard lock
- Warning if the spirit level is tilted in the second axis
- Display modes: °, %, mm/m, in/ft – decimal and as fraction; can choose between precision (0.05°) and rough display (0.1°) in degree mode
- Around 150 hours of operation
- Includes bag for secure transport

IP 65



Application / Additional features



TECH 196 electronic IP 65:
Especially suitable for taking exact measurements in carpentry and joinery and in kitchen installation, stair installation and civil engineering. Ideal for architects to check completed work, e.g. for checking the slope of a balcony.



TECH 196 M electronic IP 65:
Especially suitable for metal construction and needed for fitting – the craftsman always has his hands free when aligning and adjusting components. **Rare-earth magnet system** – for extra-strong adhesion to metal objects

Series TECH 196 / 196 M

Type	TECH 196 electronic IP 65	TECH 196 M electronic IP 65
Accuracy in normal position	0.029° = 0.5 mm/m	0.029° = 0.5 mm/m
Accuracy in reverse position	0.029° = 0.5 mm/m	0.029° = 0.5 mm/m
Accuracy with electronic inclination measurement	at 0° and 90° = ± 0.05°, from 1° to 89° = ± 0.2°	at 0° and 90° = ± 0.05°, from 1° to 89° = ± 0.2°
Measuring surfaces	2 x	2 x
Vial type	1 x horizontal 2 x vertical	1 x horizontal 2 x vertical
End caps	Anti-slip stopper / Shock-absorbing / Removable	Anti-slip stopper / Shock-absorbing / Removable
Measuring modes	°, %, mm/m, in/ft – decimal and as fraction	°, %, mm/m, in/ft – decimal and as fraction
Special feature	–	Rare-earth magnet
Length	Art. No.	Art. No.
40 cm	17705**	–
61 cm	17670	17677**
81 cm	17671	–
100 cm	17672	–
122 cm	17673	–
183 cm (without transport bag)*	17706***	17707***

* Continuous bridge over the horizontal vial increases the stability of the profile.

** Without finger-grip opening.

*** With two finger-grip openings.

TECH 80 A: Electronic spirit level in tool box format

- Compact electronic spirit level for measuring inclinations, slopes and angles
- The acoustic guidance allows components to be aligned quickly without looking at the spirit level (3 different signals)
- Reference angle mode allows an angle measurement to be accepted, saved and then transferred to other components
- Display modes: °, %, mm/m, ft/in – decimal and as fraction
- Compact, stable aluminium profile
- Coated measuring surface protects delicate surfaces
- Protection class IP 54



TECH 700 DA: 3 in 1 – more than just a digital electronic angle finder

- Quickly determine and transfer angles in the range from 0 – 270°
- Digital display with lighting that can be activated
- LOCK function: locking mechanism for transferring angles reliably
- Two wide contact edges for accurate and reliable marking
- REF function: quickly measure a complementary angle
- HOLD function: saves the measured value
- Displays the angle bisectors at the touch of a button
- Precise measuring results with an accuracy of ± 0.1°
- Protection class IP 54
- Includes bag
- Equipment: 1 digital display, 1 horizontal vial, 1 vertical vial, 2 coated measuring surfaces



More information can be found at www.youtube.com/StabilaOfficial

TECH 80 A



Type	TECH 80 A electronic
Accuracy in normal position	0.029° = 0.5 mm/m
Accuracy in reverse position	0.043° = 0.75 mm/m
Accuracy with electronic inclination measurement	at 0° and 90° = ± 0.05°, from 1° to 89° = ± 0.2°
Measuring surfaces	1 x
Vial type	1 x horizontal
End caps	Standard
Measuring modes	°, %, mm/m, in/ft – decimal and as fraction
Length	Art. No.
30 cm	17323

Application



TECH 80 A electronic: Especially suitable for taking exact measurements in carpentry and joinery and in kitchen and stair installation.

Ideal for architects to check completed work, e. g. for checking the slope of a balcony.

TECH 700 DA



Type	TECH 700 DA
Accuracy in normal position	0.029° = 0.5 mm/m
Accuracy in reverse position	0.043° = 0.75 mm/m
Accuracy with electronic angle measurement	± 0.1°
Measuring distance	from 0° to 270°
Measuring surfaces	2 x
Vial type	1 x horizontal 1 x vertical
End caps	Standard
Measuring modes	°
Length	Art. No.
45 cm	18903
80 cm	19018


Application



TECH 700 DA: Especially suitable for joinery – measure and transfer angles, e. g. when installing a kitchen or when aligning other built-in furniture. The ideal helper when laying elaborate tile motifs – transfer angles when cutting the tiles. The perfect partner in wood construction – mark out angles in preparation for mitre cuts.

TECH 1000 DP: Electronic inclination measurement redefined: precision measurement – smart documentation


- Digital protractor for measurements from 0° to 360°
- Range of mounting options: T-groove, V-groove and rare-earth magnet system
- RS-485 interface with MODBUS protocol for documenting measured data:
 - 1) PRINT MODE: measurement after pressing a button
 - 2) AUTO MODE: measurement after any request
- Analysis software: STABILA ANALYTICS
- Power supply: Li-ion battery, mains plug or interface



Can be used as a measuring station:
Protractor with various mounting options, for documentation and analysis by means of long-term measurements; for checking and monitoring position changes, for example.

TECH 500 DP: Electronic inclination measurement made easy: precise, robust, compact

- Digital protractor for measurements from 0° to 360° (4 x 90°)
- Anodised measuring surfaces – durable and robust
- Range of mounting options: T-groove, V-groove and rare-earth magnet system
- Waterproof and dustproof in accordance with protection class IP 65
- Acoustic guidance for quick alignment
- Display modes: °, %, mm/m, in/ft – decimal and as fraction



Can be used as a hand-held device:
Portable and flexible protractor for fast checking and adjustment work; for example, checking that grippers and holders are parallel.


TECH 1000 DP



Type	TECH 1000 DP
Accuracy with electronic inclination measurement	at 0°, 90°, 180° and 270° = ± 0.05°, from 1° to 89°, 91° to 179°, 181° to 269°, 271° to 359° = ± 0.1°
Measuring distance	from 0° to 360°
Profile	anodised aluminium profile
Measuring surfaces	2 x
Measuring modes	°, %, mm/m, in/ft – decimal
Display	0 – 360°
Length	17.5 cm
Special features	Rare-earth magnet, T-groove, V-groove, RS-485 interface, STABILA ANALYTICS analysis software

Set	Art. No.
6-piece	19126

Application



TECH 1000 DP:
As part of automation: modernisation and digitisation of existing machines in production.

In quality assurance: measuring, recording and documenting key values.

During production: when performing maintenance on and setting machines, and when carrying out long-duration measurements for checking and monitoring processes.

In special-purpose mechanical engineering: long-term measurements for recording position changes when commissioning a machine and transferring measured values for analysis and documentation in the transfer report.

TECH 500 DP



Type	TECH 500 DP
Accuracy with electronic inclination measurement	at 0° and 90° = ± 0.05°, from 1° to 89° = ± 0.2°
Measuring distance	from 0° to 360°
Profile	anodised aluminium profile
Measuring surfaces	2 x
Measuring modes	°, %, mm/m, in/ft – decimal and as fraction
Display	0 – 360° (4 x 90°)
Length	17.5 cm
Special features	Rare-earth magnet, T-groove, V-groove

Set	Art. No.
2-piece	19125

Application



TECH 500 DP:
During production: when performing maintenance on and setting machines. For long-term measurements thanks to a range of mounting options. For checking and monitoring processes.

In quality assurance: for measuring key values.

In special-purpose mechanical engineering: easy alignment of systems during commissioning.

STABILA laser measuring equipment – saves time, saves errors, saves costs

Laser measuring equipment for diverse areas of use

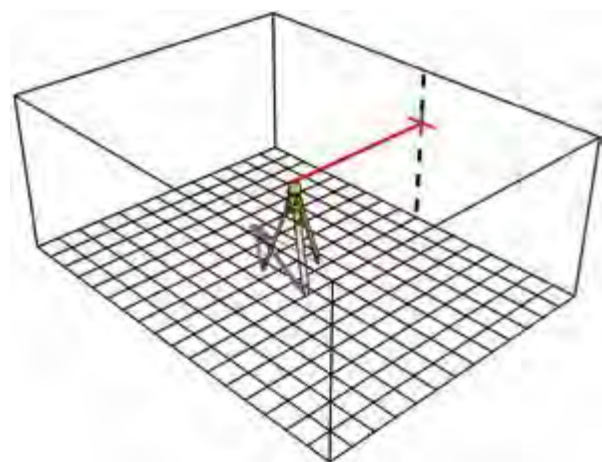
Laser levels and laser distance measurers are essential aids for any trade in construction due to their high level of accuracy and vast measuring range. Rotation lasers are suitable for accurate levelling over great distances due to their working area of up to 500 m. With them, you can level horizontally and vertically and also create inclinations. Point and line lasers, on the other hand, are frequently used at close range. For direct work on visible laser lines and points. Laser distance measurers are the first choice when it comes down to accurate, quick and simple distance measuring.



The different laser functions



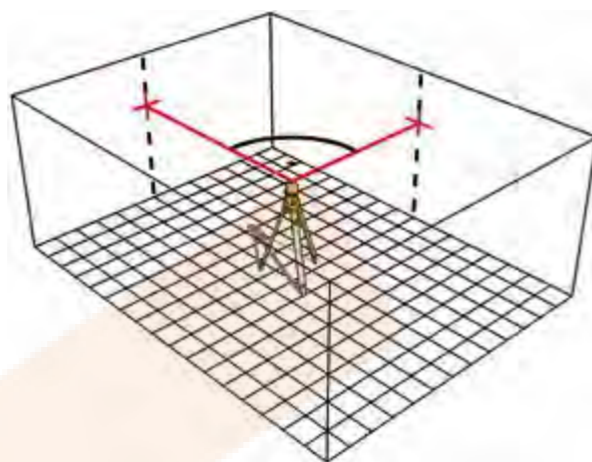
Point function



Function	Spectrum of use, e. g.
The laser beam exits horizontally and is visible on the targeted area as a point.	Alignment of prefabricated units in a line, transfer of heights ...



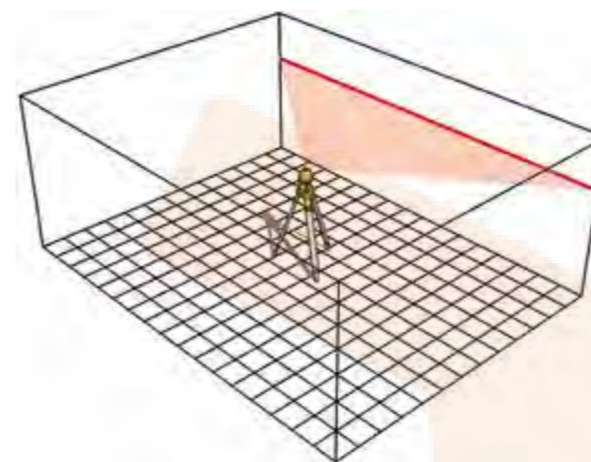
Right angle (90°)



Function	Spectrum of use, e. g.
Laser beams exit at an angle of 90°.	Build partition walls, mark the layout on the floor, mark out tiles on the floor ...



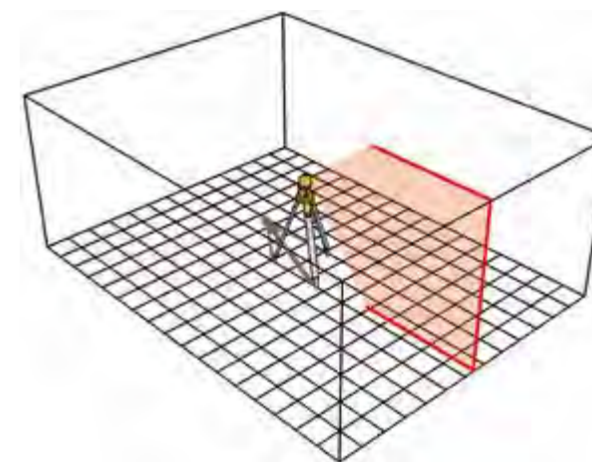
Line function, horizontal



Function	Spectrum of use, e. g.
The laser projects a horizontal line onto the wall.	Tile layout on walls, transfer of heights when placing sockets, alignment of wall-mounted cupboards ...



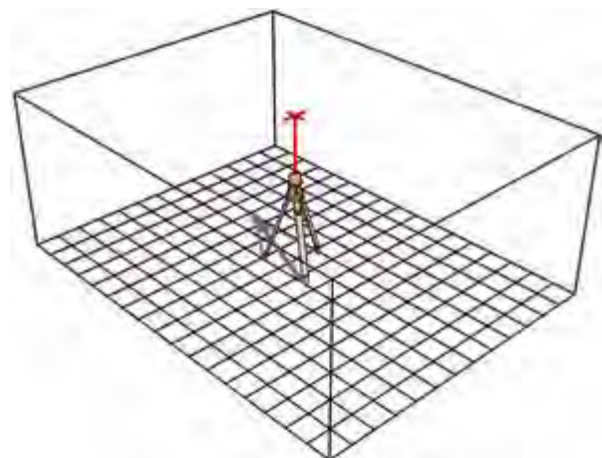
Line function, vertical



Function	Spectrum of use, e. g.
The laser projects vertical lines onto the floor, wall and ceiling.	Mark and align stud walls, installation of heating pipes, installation of arcade roof lights ...



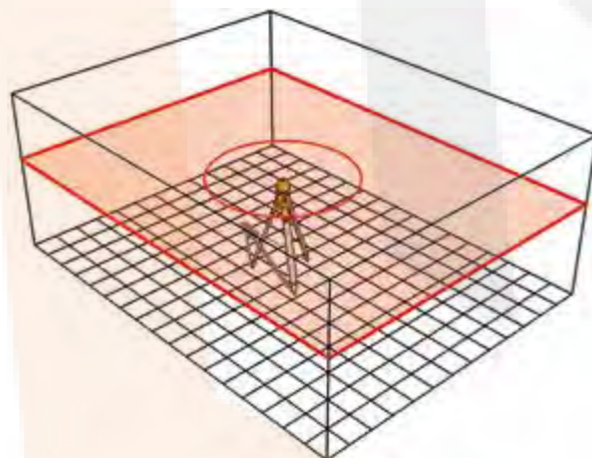
Plumb-line function



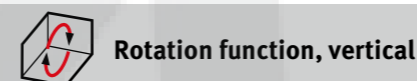
Function	Spectrum of use, e. g.
Transfers a determined point from the floor to the ceiling.	Layout lighting construction, determine opening, align construction elements ...



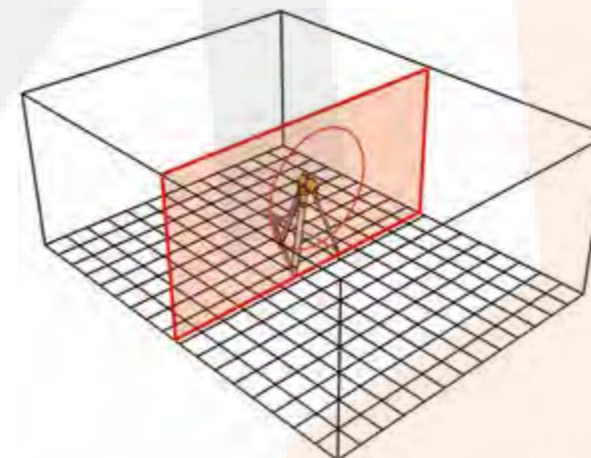
Rotation function, horizontal



Function	Spectrum of use, e. g.
The laser beam rotates horizontally through 360° around its vertical axis.	Level the foundation when concreting, create path, pavement and garden areas, suspend ceilings, height compensation for ring beams ...



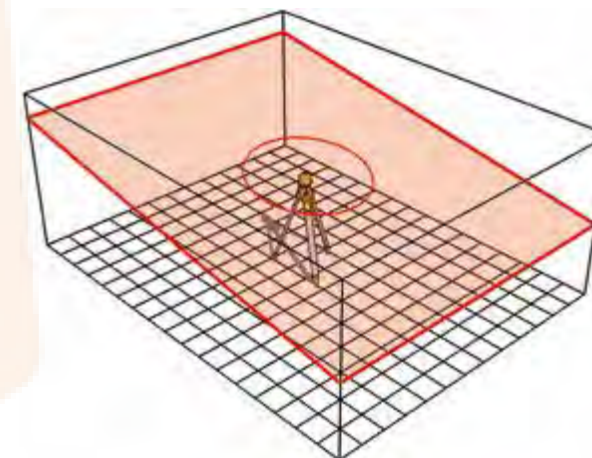
Rotation function, vertical



Function	Spectrum of use, e. g.
The laser beam rotates vertically through 360° around its horizontal axis.	Position prefabricated walls, level façade cladding and wooden casing, transfer axes ...



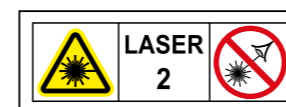
Inclination function



Function	Spectrum of use, e. g.
The horizontal plane is inclined to the desired position.	Create yard areas, parking places and terraces with slope, level garage accesses ...

Laser functions and spectrum of use: Our laser levels have eight different laser functions covering all methods of measuring required on the construction site. For this reason, the use of modern laser measuring technology is very versatile.

STABILA, as an internationally recognised measuring tool specialist, builds the right instrument for all uses and for every trade.



Safety advice: Laser class 2 lasers are not regarded as dangerous in the event of accidental, short-term exposure to the laser beam (exposure time of less than < 0.25 seconds). Looking directly into the laser beam must be avoided, even if the person is wearing protective goggles. If the laser beam does reach the eye, a conscious effort must be made to close the eyes and turn the head away.


Laser level product recommendation: Who? What? With what?



Civil engineers and pipeline builders	LAR 350	LAR 300	LA 180 L
Laying out areas			
→ levelling horizontally	●	●	●
→ levelling vertically	●		●
→ inclination / slope	●		
Transferring heights			
→ levelling horizontally	●	●	●



Gardeners and landscapers	LAR 350	LAR 300	LAR 160
Laying out paths			
→ levelling horizontally	●	●	●
→ inclination / slope	●		
Laying out gardens			
→ levelling horizontally	●	●	●
Positioning fences			
→ levelling horizontally	●	●	●
→ levelling vertically	●		●



Tilers	LAX 400	LAX 50 G	FLS 90
Laying wall tiles			
→ levelling horizontally	●	●	
→ levelling vertically	●	●	
Laying floor tiles			
→ right angle (90°)	●		●



Drywall builders	LAR 160 G	LA 180 L	LAX 400
Marking out partition walls			
→ right angle (90°)	●	●	●
Positioning partition walls			
→ levelling vertically	●	●	●
Suspending ceilings			
→ levelling horizontally	●	●	●



Steel workers / concrete workers	LAR 350	LAR 300	LAR 160
Casing and concreting			
→ levelling horizontally	●	●	●
→ levelling vertically	●		●
→ inclination / slope	●		
Earthworks			
→ levelling horizontally	●	●	●
Stair installation			
→ levelling horizontally	●	●	●
→ levelling vertically	●		●



Bricklayers	LAR 350	LAR 300	LA 180 L
Building walls			
→ levelling horizontally	●	●	●
→ levelling vertically	●		●
→ right angle (90°)	●		●
Creating the levelling layer			
→ levelling horizontally	●	●	●
Concreting			
→ levelling horizontally	●	●	●



Joiners	LAX 400	LAX 300 G	LAX 50 G
Installing kitchens			
→ levelling horizontally	●	●	●
→ levelling vertically	●	●	●
→ right angle (90°)	●		
Installing stairs			
→ levelling horizontally	●	●	●
→ levelling vertically	●	●	●
→ plumb line	●	●	
Installing windows			
→ levelling horizontally	●	●	●



Electricians	LAX 400	LAX 300 G	LAX 50 G
Installing switches and plug sockets			
→ levelling horizontally	●	●	●
Installing cable ducts			
→ levelling horizontally	●	●	●
→ levelling vertically	●	●	●
Installing lighting equipment			
→ levelling horizontally	●	●	●
→ levelling vertically	●	●	●
→ plumb line	●	●	
→ right angle (90°)	●		



Carpenters	LAR 350	LAR 160	LA 180 L
Positioning frames (timber frame construction)			
→ levelling horizontally	●	●	●
→ levelling vertically	●	●	●
→ right angle (90°)	●	●	●
Aligning a knee wall (roof truss construction)			
→ levelling horizontally	●	●	●
Mounting cladding and facades			
→ levelling vertically	●	●	●



Metal workers	LAR 350	LAR 160	LA 180 L
Positioning fences			
→ levelling horizontally	●	●	●
→ levelling vertically	●	●	●
Installing balconies and staircases			
→ levelling horizontally	●	●	●
→ levelling vertically	●	●	●
→ plumb line	●	●	●
Positioning steel beams			
→ levelling horizontally	●	●	●
→ levelling vertically	●	●	●
→ right angle (90°)	●	●	●



Sanitation / heating engineers	LAR 160 G	LAX 300 G	LAX 50 G
Installing radiators / sanitary fittings			
→ levelling horizontally	●	●	●
Installing pipes and ducts			
→ levelling horizontally	●	●	●
→ levelling vertically	●	●	●
Installing ventilators			
→ levelling horizontally	●	●	●
→ levelling vertically	●	●	●
→ right angle (90°)	●		

Product recommendations for professionals

On construction sites there are many specific measurement tasks that need to be solved. To meet this need, STABILA has compiled a selection of products designed to suit your exact requirements.

You can find all our product recommendations at www.stabila.com

STABILA rotation laser: level large areas precisely

Rotation lasers measure at a very high degree of accuracy and are therefore best suited – in interaction with a receiver – to use at great distances. They offer great functionality and are flexible in their use both inside and out.



Overview of rotation lasers

Type	LAR 350 rotation laser	LAR 300 rotation laser	LAR 160 rotation laser	LAR 160 G rotation laser		
Laser functions	8	2	4	4		
Laser class	2	2	2	2		
Output	< 1 mW	< 1 mW	< 1 mW	< 1 mW		
Laser wavelength	635 nm	635 nm	635 nm	515 nm		
Self-levelling range horizontal + vertical	approx. ± 5°	approx. ± 5°	approx. ± 5°	approx. ± 5°		
Levelling accuracy	± 0.1 mm/m	± 0.1 mm/m	± 0.1 mm/m	± 0.1 mm/m		
Working area of set receiver	∅ 800 m*	∅ 800 m*	∅ 600 m*	∅ 600 m*		
Operating life	approx. 80 hours	approx. 80 hours	approx. 40 hours	approx. 20 hours		
Batteries included	2 x D 1.5 V 4 x AA 1.5 V	2 x D 1.5 V 2 x AA 1.5 V	2 x D 1.5 V 2 x AA 1.5 V	2 x D 1.5 V 2 x AA 1.5 V		
Protection class	IP 65	IP 65	IP 65	IP 65		
Comprising						
Set	7-part	9-part	3-part	5-part	7-part	4-part
Laser	LAR 350	LAR 350	LAR 300	LAR 160	LAR 160	LAR 160 G
Remote control	✓	✓	–	–	–	–
Receiver	REC 300 Digital	REC 300 Digital	REC 300 Digital	REC 160 RG	REC 160 RG	REC 160 RG
90° angle rail	✓	✓	–	–	–	–
Laser goggles	✓	✓	–	✓	✓	–
Target plate	✓	✓	–	✓	✓	✓
Carrying case	✓	✓	✓	✓	✓	✓
Construction tripod	–	BST-S	–	–	BST-S	–
Levelling rod	–	NL	–	–	NL	–
Art. No.	19019	19111	19270	19157	19241	19240

* At 21 °C, under optimum atmospheric conditions.

LAR 350 rotation laser: The 2-axis inclination laser

- Fully automatic motor-driven rotation laser for horizontal and vertical applications as well as manual inclination in two axes
- Innovative MOTION CONTROL – quick, reliable and convenient laser operation by rotating the remote control
- DUAL SLOPE inclination function – controlled inclination setting of up to 5° on two axes
- SECTION MODE – working area which can be limited as required in rotation mode. The laser beam is only emitted in a defined area
- LED ASSIST system – for easy operation and safety in the workplace. Integrated LEDs indicate, for example, which axis is currently tilted or is being tilted
- MANUAL ALIGNMENT function – pivoting an axis in vertical operation
- Patented STABILA PROTECTOR system – perfect protection, even when the laser is dropped from a tripod at a height of up to 1.80 m
- Waterproof and dustproof in accordance with protection class IP 65
- Large working area with REC 300 Digital set receiver, up to 800 m in diameter

Application

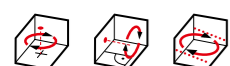
- In **bricklaying** – creating the levelling layer
- In **reinforced concrete construction** – concreting foundations or constructing batter boards
- In **metal construction** – aligning and positioning steel beams in industrial building construction
- In **gardening and landscaping work** – laying out garden areas, paths and paving
- In **carpentry and wood construction** – attaching façade cladding
- In **civil engineering and pipeline construction** – installing pipelines



LAR 350, 7-part set (Art. No. 19019):
LAR 350 rotation laser, REC 300 Digital receiver, RC-LAR350 remote control, 90° angle rail, laser goggles, target plate, carrying case.



LAR 350, 9-part set (Art. No. 19111):
LAR 350 rotation laser, REC 300 Digital receiver, RC-LAR350 remote control, 90° angle rail, laser goggles, target plate, carrying case, BST-S construction tripod, NL levelling rod.



Laser class	Output	Laser wavelength	Self-levelling range horizontal + vertical	Levelling accuracy	Working area of set receiver
2	< 1 mW	635 nm	approx. ± 5°	± 0.1 mm/m	Ø 800 m*

Operating life	Batteries included	Protection class
approx. 80 hours	2 x D 1.5 V 4 x AA 1.5 V	IP 65

* At 21 °C, under optimum atmospheric conditions.



Optional accessories – AE-LAR350 Li-ion rechargeable battery unit: Li-ion rechargeable battery, mains adapter, 4 country-specific interchangeable adapters (Art. No. 19036).

Additional optional accessories from page 100.



World's first MOTION CONTROL


More information can be found at www.youtube.com/StabilaOfficial



STABILA PROTECTOR system – Set it up again, switch it on and continue measuring with the same precision.



LED ASSIST system with indicators.



MOTIONCONTROL

MOTION CONTROL: An intuitive remote control with in-built movement sensor. By turning the remote control to the right or left, the movement sensor accelerates or decelerates the chosen laser function. This enables you to intuitively control numerous functions and settings at a measuring range of up to 20 m.


LAR 300 rotation laser: The specialist tool for horizontal outdoor applications

- Fully automatic motor-driven rotation laser for horizontal applications – ready for use straight away thanks to fast self-levelling within 10 seconds. Quality and precision, made in Germany
- Extremely tough thanks to the STABILA PROTECTOR system – perfect protection, even when the laser is dropped from a tripod at a height of up to 1.80 m: just set up the tripod again, switch on and carry on measuring
- Waterproof and dustproof in accordance with protection class IP 65
- Resistant to heat and cold from -10 °C to +60 °C
- Extremely easy to operate at just the touch of a button

- Large working area with set receiver – up to 800 m diameter
- Correct heights quickly – direct reading of deviations from the reference plane on the receiver display with millimetre accuracy
- Receiver with visual and acoustic guidance as well as two displays
- 5/8" thread for attaching to a tripod
- Carrying case for easy transport
- Compatible with commercially available machine controllers

Application

- In **bricklaying** – creating the levelling layer
- In **reinforced concrete construction** – concreting foundations
- In **carpentry** and wood construction – adjusting the height of the ring beam
- In **civil engineering and pipeline construction** – for example, trenching
- In **gardening and landscaping work** – laying out garden areas, paths and paving



LAR 300, 3-part set (Art. No. 19270):
LAR 350 rotation laser, REC 300 Digital receiver, carrying case.



Laser class	Output	Laser wavelength	Self-levelling range horizontal + vertical	Levelling accuracy	Working area of set receiver
2	< 1 mW	635 nm	approx. ± 5°	± 0.1 mm/m	Ø 800 m*

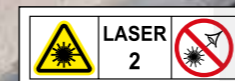
Operating life	Batteries included	Protection class
approx. 80 hours	2 x D 1.5 V 2 x AA 1.5 V	IP 65

* At 21 °C, under optimum atmospheric conditions.



Optional accessories – AE-LAR350 Li-ion rechargeable battery unit: Li-ion rechargeable battery, mains adapter, 4 country-specific interchangeable adapters (Art. No. 19036).

Additional optional accessories from page 100.

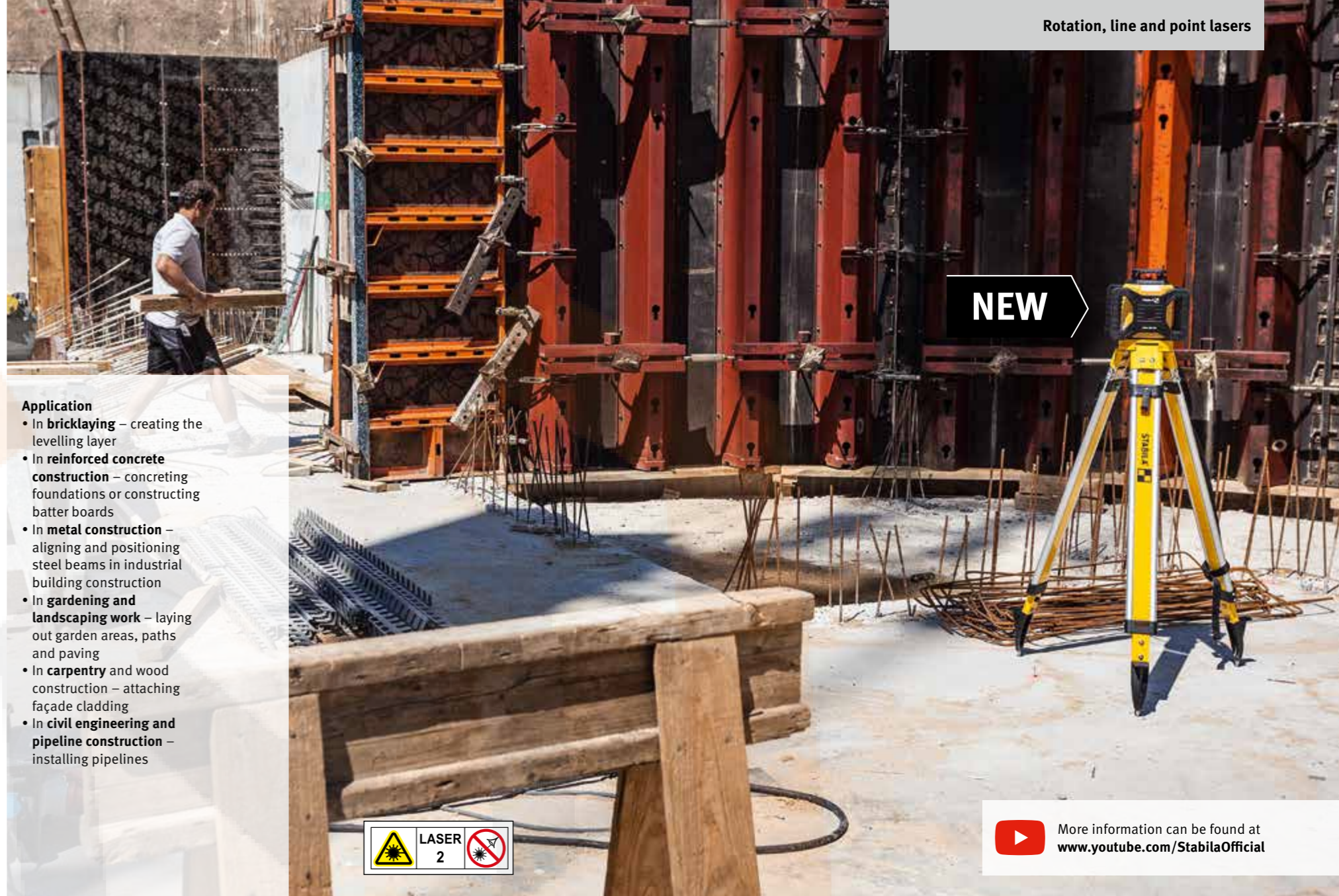


The laser is impressively easy to operate and, when used together with the REC 300 Digital receiver, allows tasks to be carried out rapidly and reliably within a working area of up to 800 m.

LAR 160 rotation laser: Simply powerful – quick to set up


- Fully automatic, motor-driven rotation laser – high levelling accuracy of ± 0.1 mm/m, fast self-levelling within 20 seconds
- Four laser functions for versatile use – horizontal and vertical rotation, plumb-line function and right angle (90°) in vertical operation
- Protection class IP 65 – dustproof and waterproof
- Shock-absorbent STABILA soft grip casing provides protection against impacts – the stable
- housing cover also protects the laser optics
- Easy to use via three control buttons – on/off, tilt mode, manual mode

- Battery drawer – easy replacement, even directly on the tripod
- Large working area with REC 160 RG set receiver – up to 600 m in diameter
- Two $5/8''$ threads integrated in the housing for horizontal and vertical use on a tripod
- Target plate with magnetic holder and cross-hair
- Laser goggles – increase visibility of the laser beam by 50%
- Sturdy carry case to ensure convenient transport and safe storage



Application

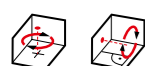
- In **bricklaying** – creating the levelling layer
- In **reinforced concrete construction** – concreting foundations or constructing batter boards
- In **metal construction** – aligning and positioning steel beams in industrial building construction
- In **gardening and landscaping work** – laying out garden areas, paths and paving
- In **carpentry and wood construction** – attaching façade cladding
- In **civil engineering and pipeline construction** – installing pipelines



LAR 160, 5-part set (Art. No. 19157):
LAR 160 rotation laser, REC 160 RG receiver, laser goggles, target plate, carrying case.



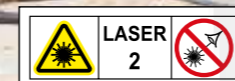
LAR 160, 7-part set (Art. No. 19241):
LAR 160 rotation laser, REC 160 RG receiver, laser goggles, target plate, carrying case, BST-S construction tripod, NL levelling rod.



Laser class	Output	Laser wavelength	Self-levelling range horizontal + vertical	Levelling accuracy	Working area of set receiver
2	< 1 mW	635 nm	approx. $\pm 5^\circ$	± 0.1 mm/m	$\varnothing 600$ m*

Operating life	Batteries included	Protection class
approx. 40 hours	2 x D 1.5 V 2 x AA 1.5 V	IP 65

* At 21 °C, under optimum atmospheric conditions.




More information can be found at www.youtube.com/StabilaOfficial



Optional accessories – AE-LAR160 Li-ion rechargeable battery unit: Li-ion rechargeable battery, mains adapter, 4 country-specific interchangeable adapters (Art. No. 19443).

Additional optional accessories from page 100.



Large working area with REC 160 RG set receiver – up to 600 m in diameter. Receiver with holder and large receiving area from a height of 80 mm – ideal for working over long distances. With visual and acoustic guidance as well as displays on the front and rear, illuminated at the touch of a button.

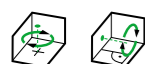
LAR 160 G rotation laser: A high-performance partner for interior construction

- Fully automatic, motor-driven rotation laser – high levelling accuracy of ± 0.1 mm/m, fast self-levelling within 20 seconds
- STABILA **GREENBEAM** technology for improved visibility of the rotating laser beam – green laser beams are four times more visible to the human eye than red beams
- Four laser functions for versatile use – horizontal and vertical rotation, plumb-line function and right angle (90°) in vertical operation
- Protection class IP 65 – dustproof and waterproof
- Shock-absorbent STABILA soft grip casing provides protection against impacts – the stable housing cover also protects the laser optics
- Easy to use via three control buttons – on/off, tilt mode, manual mode
- Battery drawer – easy replacement, even directly on the tripod
- Large working area with REC 160 RG set receiver – up to 600 m in diameter
- Two 5/8" threads integrated in the housing
- Target plate with magnetic holder and cross-hair
- Sturdy carry case

Application

- For a wide range of tasks in **drywall construction** – for layout work, positioning partition walls and suspending ceilings
- Transfer heights quickly and easily in **electrical installation work** – align plug sockets, switches and cable ducts horizontally and vertically with one another
- For **installation work** in industrial construction – measure planes and determine alignments for routing lines and pipes
- In **industrial assembly applications** – measure and align shelving systems in logistics areas

LAR 160 G, 4-part set (Art. No. 19240):
LAR 160 G rotation laser, REC 160 RG receiver, target plate, carrying case.



Laser class	Output	Laser wavelength	Self-levelling range horizontal + vertical	Levelling accuracy	Working area of set receiver
2	< 1 mW	515 nm	approx. $\pm 5^\circ$	± 0.1 mm/m	$\varnothing 600$ m*

Operating life	Batteries included	Protection class
approx. 20 hours	2 x D 1.5 V 2 x AA 1.5 V	IP 65

* At 21 °C, under optimum atmospheric conditions.



Optional accessories – AE-LAR160 Li-ion rechargeable battery unit: Li-ion rechargeable battery, mains adapter, 4 country-specific interchangeable adapters (Art. No. 19443).

Additional optional accessories from page 100.



Two 5/8" threads integrated in the housing for horizontal and vertical use on a tripod.



STABILA point and line laser: precise and quick marking and transfer

Point and line lasers are suitable for the interior if work is to take place on a visible line or a point. The compact instruments can easily be carried with their belt pouches and all have a working area of up to 30 m. For line lasers with pulsed laser lines, the working area can be extended significantly by using a line receiver.



Overview of point and line lasers

Type	LA 180 L multi-line laser	LAX 400 multi-line laser	LAX 300 G cross line plus plumb point laser	LAX 300 cross line plus plumb point laser
Laser functions	4	4	3	3
Laser class	2	2	2	2
Output	< 1 mW	< 1 mW	< 1 mW	< 1 mW
Laser wavelength	635 nm	635 nm	510 – 530 nm	635 nm
Self-levelling range	approx. ± 5.0°	approx. ± 4.0°	approx. ± 4.5°	approx. ± 4.5°
Levelling accuracy	± 0.07 mm/m	± 0.3 mm/m	± 0.3 mm/m	± 0.3 mm/m
Line straightness	± 0.1 mm/m	± 0.2 mm/m	± 0.2 mm/m	± 0.2 mm/m
Laser beam accuracy	± 0.2 mm/m	± 0.3 mm/m	± 0.3 mm/m (up) ± 0.4 mm/m (down)	± 0.3 mm/m (up) ± 0.4 mm/m (down)
90° angle precision	± 0.2 mm/m	± 0.3 mm/m	–	–
Measuring range	visible line 20 m*	visible line 20 m*	visible line 30 m*	visible line 20 m*
Measuring range of set receiver	up to 100 m**	–	–	–
Operating life	approx. 20 hours	approx. 10 hours	approx. 15 hours	approx. 20 hours
Batteries included	4 x D 1.5 V 3 x AA 1.5 V	4 x AA 1.5 V	3 x AA 1.5 V	3 x AA 1.5 V
Protection class	IP 54	IP 54	IP 54	IP 54
Comprising				
Set	5-part	5-part 6-part 6-part	4-part	4-part 5-part
Laser	LA 180 L	LAX 400 LAX 400 LAX 400	LAX 300 G	LAX 300 LAX 300
Receiver	REC 410 Line RF	– REC 220 –	–	–
Laser goggles	✓	✓ ✓ ✓	–	–
Target plate	✓	✓ ✓ ✓	✓	✓ ✓
Wall bracket	–	✓ ✓ ✓	✓	✓ ✓
Belt pouch	–	– – –	✓	✓ ✓
Carrying case	✓	✓ ✓ ✓	–	–
Telescopic laser support	–	– – LT 30	–	– LT 30
Art. No.	18044	18702 18862 18863	19033	18327 18482

* Indoors under typical operating conditions.
** Measuring range in propagation axis of laser line.

Overview of point and line lasers

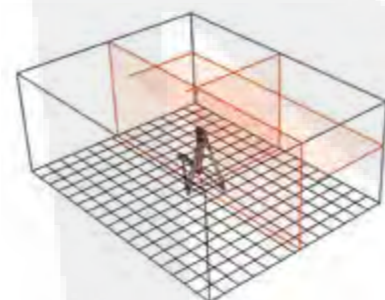
Type	LAX 50 G cross line laser	LAX 50 cross line laser	FLS 90 floor line laser	LA-5P 5-point laser
Laser functions	2	2	1	3
Laser class	2	2	2	2
Output	< 1 mW	< 1 mW	< 1 mW	< 1 mW
Laser wavelength	510 – 530 nm	635 nm	635 nm	635 nm
Self-levelling range	approx. ± 4.5°	–	–	approx. ± 4.5°
Levelling accuracy	± 0.5 mm/m	± 0.5 mm/m	–	± 0.3 mm/m
Line straightness	–	–	–	–
Laser beam accuracy	–	–	–	± 0.3 mm/m (up) ± 0.4 mm/m (down)
90° angle precision	–	–	± 0.3 mm/m	± 0.2 mm/m
Measuring range	visible line 30 m*	visible line 10 m*	visible line 15 m*	visible point 30 m*
Measuring range of set receiver	–	–	–	–
Operating life	approx. 7 hours	approx. 30 hours	approx. 20 hours	approx. 20 hours
Batteries included	3 x AA 1.5 V	3 x AA 1.5 V	3 x AA 1.5 V	3 x AA 1.5 V
Protection class	IP 53	IP 53	IP 54	IP 54
Comprising				
Set	3-part	2-part	3-part	4-part
Laser	LAX 50 G	LAX 50	FLS 90	LA-5P
Target plate	–	–	✓	✓
Wall bracket	–	–	–	✓
Belt pouch	✓	–	✓	✓
Multi-purpose platform	✓	–	–	–
Telescopic laser support	–	–	–	–
Tripod / telescopic support combination	–	✓	–	–
Art. No.	19110	16789	18574	18328

LA 180 L multi-line laser: Layout work – faster and more accurate than ever before

- Self-levelling multi-line laser for precision results – motorised controller and accuracy of ± 0.07 mm/m
- **AUTOALIGNMENT** function: Receiver automatically controls fine alignment of the laser up to 40 m – automatic axis transfer and creation of right angles. Precise alignment without losing the reference point – no measurement errors
- Pulsed laser lines for exact height measurements with the receiver (up to 100 m) indoors and outdoors
- Versatile: 3 vertical lines, 1 horizontal line and plumb-line function
- Extra sharp, easy-to-see lines for fast and efficient working directly on the laser line – measuring range up to 20 m indoors
- Unique housing shape for positioning in room corners and over edges (e.g. concrete slab) – rapid checking of right angles
- Shock-absorbing soft grip casing

Application

- In **metal construction** – Erecting metal structures in industrial building construction, aligning substructures in façade construction
- In **reinforced concrete construction** – Transferring axes from batter boards, marking walls on the foundation slab
- For **bricklaying** – Transferring axes from batter boards, marking walls on the foundation slab, marking partition walls in the basement
- For **carpentry** – Marking and aligning timber frame walls
- In **drywall construction** – Transferring layouts from the foundation slab to walls and ceilings, setting up and fixing U-profiles, setting partition walls, hanging ceilings
- In **plumbing and installation work** – Aligning pipe clips, positioning wires and heating pipes



LA 180 L, 5-part set (Art. No. 18044):
LA 180 L multi-line laser, REC 410 Line RF with holder, 2 target plates, laser goggles, carry case.



Laser class	Output	Laser wavelength	Self-levelling range	Levelling accuracy	Line straightness	90° angle precision
2	< 1 mW	635 nm	approx. $\pm 5.0^\circ$	± 0.07 mm/m	± 0.1 mm/m	± 0.2 mm/m
Laser beam accuracy	Measuring range of visible line	Measuring range of set receiver	Operating life	Batteries included	Protection class	
± 0.2 mm/m	20 m*	up to 100 m**	approx. 20 hours	4 x D 1.5 V 3 x AA 1.5 V	IP 54	

* Indoors under typical operating conditions. | ** Measuring range in propagation axis of laser line.



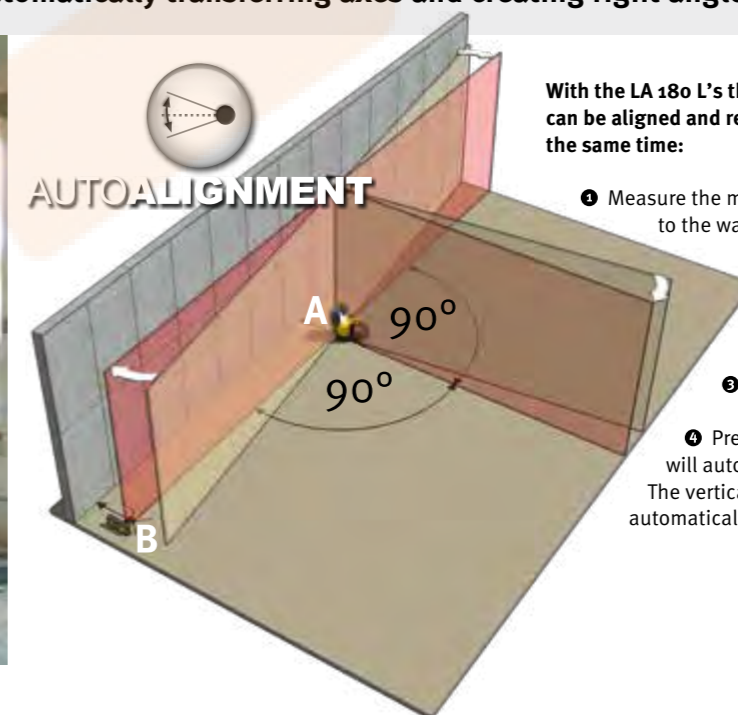
Optional accessories – batter board holder SR 100:
Tough holder for use on batter boards (Art. No. 18904).



Optional accessories – battery unit AE-LA180L:
Powerful NiMH battery for long periods of use (Art. No. 17934).

Additional optional accessories from page 100.

AUTOALIGNMENT for automatically transferring axes and creating right angles



With the LA 180 L's three vertical laser lines, axes can be aligned and rectangular spaces created at the same time:

- 1 Measure the marking points A and B parallel to the wall.
- 2 Position the laser on marking point A and the receiver on marking point B.
- 3 Roughly align the laser manually.
- 4 Pressing the button on the receiver will automatically join points A and B. The vertical levels align themselves automatically.



More information can be found at www.youtube.com/StabilaOfficial

LAX 400 multi-line laser: The professional laser for interior construction

- Self-levelling multi-line laser with a full 360° horizontal line for transferring heights, two vertical lines at a 90° angle to one another and a plumb line upwards and downwards for exact layout work
- **MANUALALIGNMENT:** Accurate pivoting of the vertical laser lines to a target point using the knob – the laser rotates through the plumb-line dot without losing its position
- Precise work direct on the bright and sharp laser lines at distances of up to 20 m
- Compact, rotatable housing with expandable foot for height adjustment for working directly on U-profiles
- Pulse-modulated laser lines for working with a STABILA line receiver
- Quick self-levelling thanks to pendulum technology
- Easy to change functions using single-button operation
- Versatile use: can be used on the floor, on a tripod (5/8" thread) or attached to metallic objects
- Shock-absorbent STABILA soft grip casing
- Stable aluminium housing top
- Protection class IP 54

Application

- For a wide range of tasks in **drywall construction** – for layout work, when positioning partition walls and suspending ceilings
- Transfer heights quickly and easily in **electrical installation work** – align plug sockets, switches and cable ducts horizontally and vertically with one another
- For **tiling work** – when marking out the tile layout and when aligning and laying the tiles
- Precise transfer of marking points during **plumbing work** – align pipe clips vertically and horizontally with one another; quick positioning and installation of lines and heating pipes

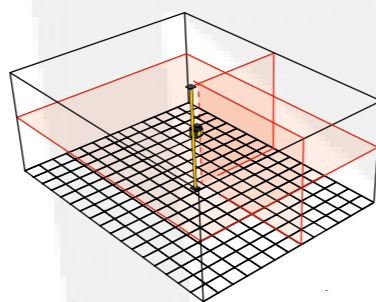
LAX 400, 5-part set (Art. No. 18702):
LAX 400 multi-line laser, target plate, laser goggles, wall bracket, carry case.



LAX 400, 6-part set (Art. No. 18862):
LAX 400 multi-line laser, REC 220 Line receiver, target plate, laser goggles, wall bracket, carry case.



LAX 400, 6-part set (Art. No. 18863):
LAX 400 multi-line laser, target plate, laser goggles, wall bracket, carry case, LT 30 telescopic laser support.



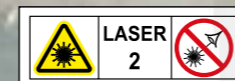
Laser class	Output	Laser wavelength	Self-levelling range	Levelling accuracy	Line straightness	90° angle precision
2	< 1 mW	635 nm	approx. ± 4.0°	± 0.3 mm/m	± 0.2 mm/m	± 0.3 mm/m
Laser beam accuracy	Measuring range of visible line	Operating life	Batteries included	Protection class		
± 0.3 mm/m	20 m*	approx. 10 hours	4 x AA 1.5 V	IP 54		

* Indoors under typical operating conditions.

Optional accessories from page 100.




1) Park position. 2) Housing can pivot 360° inside the U-shaped housing. 3) The height of the laser can be adjusted thanks to the extendable foot. The bearing surface enables the laser to be positioned on elements such as U-profiles.



More information can be found at www.youtube.com/StabilaOfficial

MANUALALIGNMENT for accurate pivoting of the right angle



The two vertical laser lines of the LAX 400 allow right-angled rooms to be created:

- 1 Measure the marking points A and B parallel to the wall.
- 2 Position the laser on marking point A and the target plate on marking point B.
- 3 Roughly align the laser.
- 4 Use the knob on the housing to manually pivot the laser to the marking point, creating the right angle.

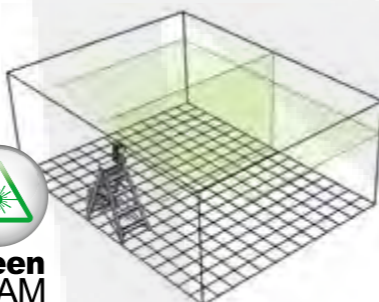
LAX 300 G cross line plus plumb point laser: Green laser lines for optimum visibility in bright indoor lighting conditions

- Self-levelling line laser with plumb-line dots
- Work quickly and directly on the fine laser lines using STABILA **GREENBEAM** technology – with optimum visibility up to 30 m
- The versatile technology provides 1 horizontal line, 1 vertical line and plumb-line dots upwards and downwards
- The vertical line almost covers the entire room
- The latest generation of energy-saving laser diodes enables an operating time of up to 15 hours
- Quick self-levelling function thanks to pendulum technology designed for the construction site
- Easy to change functions using single-button operation
- Compact housing with extendable foot for height adjustment for working directly on U-profiles
- Versatile use: can be used on the floor, on a tripod (1/4" thread), with rare-earth magnets on metallic objects or on the wall bracket
- Shock-absorbent STABILA soft grip casing
- The laser can be pivoted 360° inside the housing
- Protection of the optics against dust and scratches in park position
- Protection class IP 54
- Belt pouch

Application

- In **drywall construction** – suspending ceilings, positioning interior and partition walls, fitting U-profiles and transferring layouts from the floor to the ceiling
- In **electrical installation work** – fitting and aligning electrical installations
- For **tiling work** – marking out the tile layout
- In **window fitting** – for levelling the window height
- For **joinery** – construction of kitchen cupboards, aligning the worktops

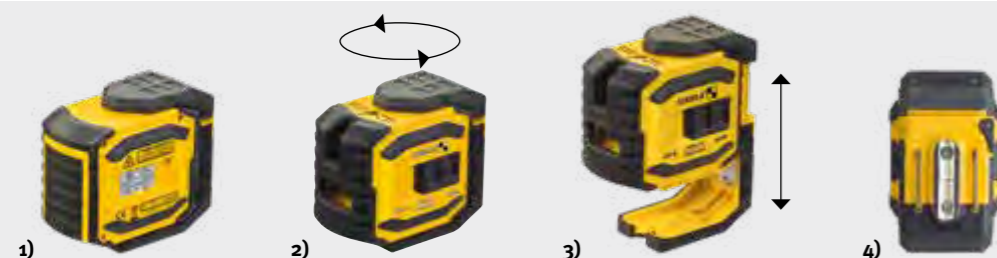
LAX 300 G, 4-part set (Art. No. 19033):
Self-levelling LAX 300 G cross line plus plumb point laser, target plate, wall bracket, belt pouch.



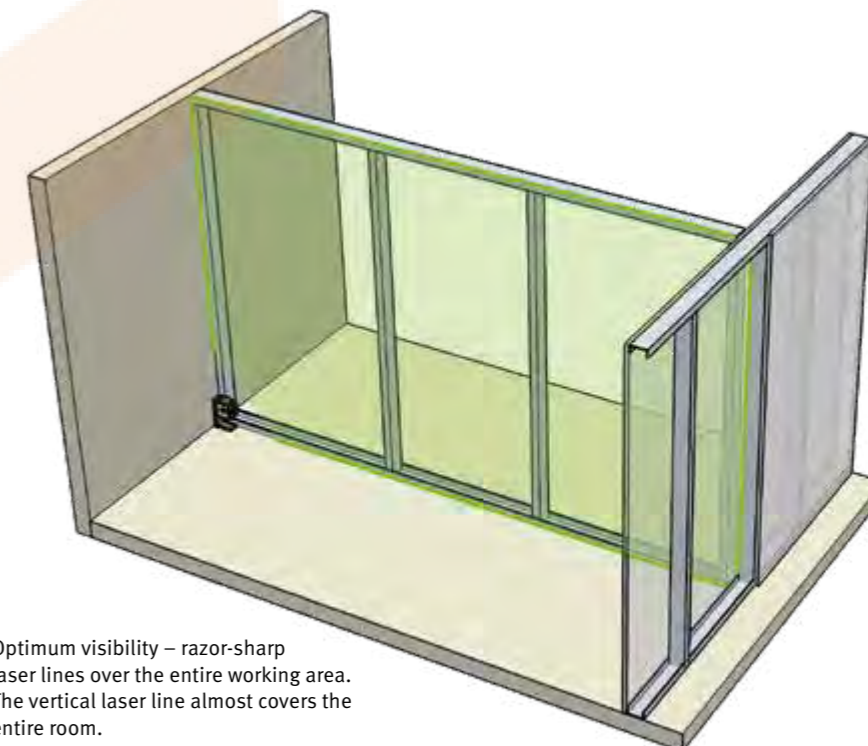
Laser class	Output	Laser wavelength	Self-levelling range	Levelling accuracy	Line straightness	Laser beam accuracy (up)
2	< 1 mW	510–530 nm	approx. ± 4.5°	± 0.3 mm/m	± 0.2 mm/m	± 0.3 mm/m
Laser beam accuracy (down)	Measuring range of visible line	Operating life	Batteries included	Protection class		
± 0.4 mm/m	30 m*	approx. 15 hours	3 x AA 1.5 V	IP 54		

* Indoors under typical operating conditions.

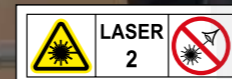
Optional accessories from page 100.



1) Park position. 2) Housing can pivot 360° inside the U-shaped housing. 3) The height of the laser can be adjusted thanks to the extendable foot. 4) Rear: rare-earth magnets with V-groove.



Optimum visibility – razor-sharp laser lines over the entire working area. The vertical laser line almost covers the entire room.



More information can be found at www.youtube.com/StabilaOfficial

LAX 300 cross line plus plumb point laser: For marking out the floor, wall and ceiling at the same time

- Self-levelling cross line plus plumb point laser for working directly on the laser lines
- 1 horizontal line, 1 vertical line, plumb-line dots upwards and downwards – visible at a distance of up to 20 m
- The vertical line almost covers the entire room
- Plumb-line dots for transferring the layout from the floor to the ceiling
- Quick self-levelling thanks to pendulum technology designed for the construction site
- Easy to change functions using single-button operation
- Compact, rotatable housing with expandable foot for height adjustment for working directly on U-profiles
- Pulse-modulated laser lines for working with a STABILA line receiver – for exact measurements over large distances

- Versatile use: 1. directly on the floor, 2. attached to a tripod (1/4" thread), 3. fastened to metallic objects with rare-earth magnets and V-groove or attached to the wall bracket, 4. secured on the metal lugs using a strap
- Shock-absorbent STABILA soft grip casing
- Protection class IP 54
- Belt pouch

Application

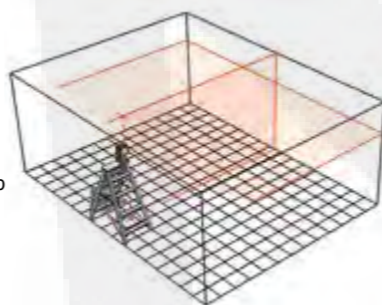
- In **drywall construction** – suspending of ceilings, positioning of interior and partition walls
- In **electrical installation work** – installation of cable ducts
- For **tiling work** – marking out the tile layout
- In **window fitting** – for levelling the window height
- For **joinery** – construction of kitchen cupboards, aligning the worktops



LAX 300, 4-part set (Art. No. 18327):
LAX 300 cross line plus plumb point laser, target plate, wall bracket, belt pouch.



LAX 300, 5-part set (Art. No. 18482):
LAX 300 cross line plus plumb point laser, target plate, wall bracket, belt pouch, LT 30 telescopic laser support.



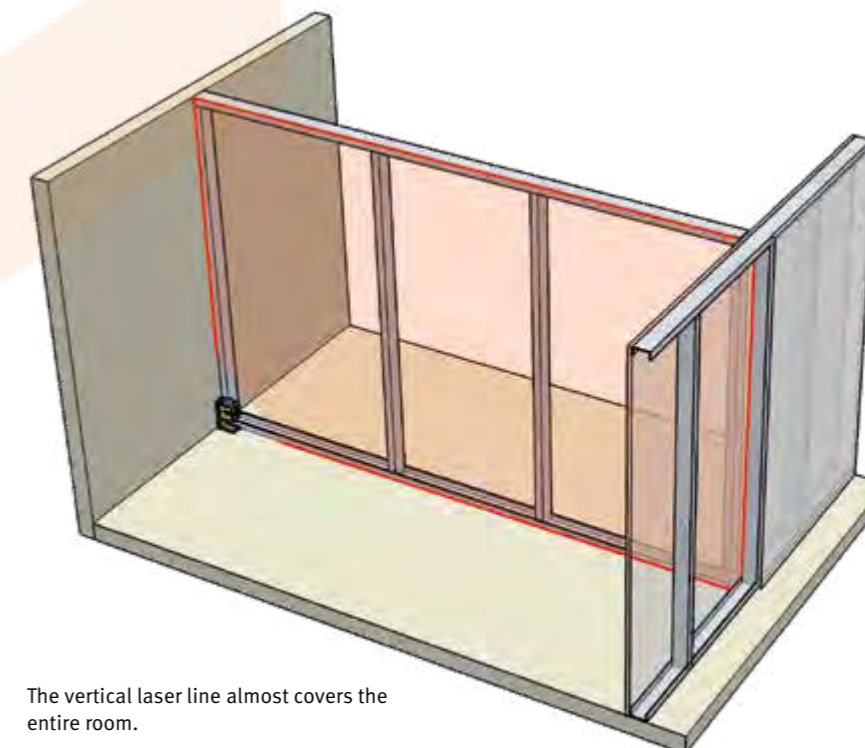
Laser class	Output	Laser wavelength	Self-levelling range	Levelling accuracy	Line straightness	Laser beam accuracy (up)
2	< 1 mW	635 nm	approx. ± 4.5°	± 0.3 mm/m	± 0.2 mm/m	± 0.3 mm/m
Laser beam accuracy (down)	Measuring range of visible line	Operating life	Batteries included	Protection class		
± 0.4 mm/m	20 m*	approx. 20 hours	3 x AA 1.5 V	IP 54		

* Indoors under typical operating conditions.

Optional accessories from page 100.



- 1) Park position.
- 2) The laser can be pivoted 360° inside the housing.
- 3) The height of the laser can be adjusted thanks to the extendable foot.



The vertical laser line almost covers the entire room.

LAX 50 G cross line laser: Simple. Better. Visible. The cost-efficient all-rounder with bright green laser lines.

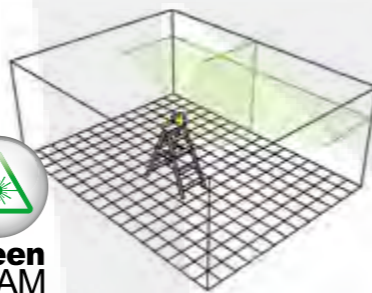
- Self-levelling cross line laser with especially bright, fine, green laser lines – with optimum visibility up to 30 m thanks to STABILA GREENBEAM technology
- Extremely versatile for working quickly and directly on long laser lines – 1 horizontal line, 1 vertical line
- The latest generation of energy-saving laser diodes with an operating time of up to 7 hours
- Quick self-levelling function thanks to pendulum technology designed for the construction site
- Rotating multi-purpose platform for flexible positioning of the laser on the floor and on tripods (1/4" and 5/8" threads)
- Strong rare-earth magnet system for securely attaching the platform to metal objects such as U-profiles. Hanging hole for wall attachments.
- Integrated clamping device on the laser for pipe attachments (maximum diameter: 30 mm)
- Protection class IP 53: protection against dust deposits inside and against spray (up to 60° on the vertical plane)
- Belt pouch for easy transport and safe storage

Application

- For **joinery** – aligning and installing kitchen cupboards, aligning worktops
- For **electrical installation work** – aligning plug sockets, light switches or cable ducts
- For **tiling work** – marking out the tile layout
- For **installation work** in sanitation, heating and air conditioning – aligning pipe clips and lines
- For **decorating** – masking work, attaching borders with adhesive, wallpapering



LAX 50 G, 3-part set (Art. No. 19110):
LAX 50 G self-levelling cross line laser, multi-purpose platform, belt pouch.



Laser class	Output	Laser wavelength	Levelling accuracy	Measuring range of visible line	Operating life
2	< 1 mW	510–530 nm	± 0.5 mm/m	30 m*	approx. 7 hours


Batteries included	Protection class
3 x AA 1.5 V	IP 53

* Indoors under typical operating conditions.

Optional accessories from page 100.




With 1/4" tripod connection thread: Rotating multi-purpose platform for flexible positioning of the laser.



For pipe attachments: Integrated clamping device.




 More information can be found at www.youtube.com/StabilaOfficial

LAX 50 cross line laser: Extremely flexible

- Self-levelling cross line laser which is incredibly easy to operate thanks to its single-button system
- Long, very visible horizontal and vertical laser lines – visible up to a distance of 10 m
- Tripod/telescopic support combination for flexible positioning of the laser at the desired working height
- The tripod covers a working height of between 60 and 100 cm – the laser can be rotated 360° on the tripod
- The tripod legs can alternatively be connected to form a telescopic support – the laser can be positioned as desired up to a height of 275 cm
- Range of attachment options for the telescopic support: between the floor and the ceiling, in window bays or in door frames
- Integrated clamping device is also suitable for fixing to heating pipes

- Application**
- For **tiling work**, for example, adjusting wall and floor tiles
 - For **joinery**, for example, parallel alignment of top and bottom cupboards
 - For **plumbing work**, for example, horizontal and vertical alignment of pipe clips
 - For **electrical installation**, for example, aligning wires or cable ducts
 - When **decorating**, for example, putting up wallpaper and borders

 **LAX 50, 2-part set (Art. No. 16789):**
LAX 50 cross line laser, tripod / telescopic support combination.

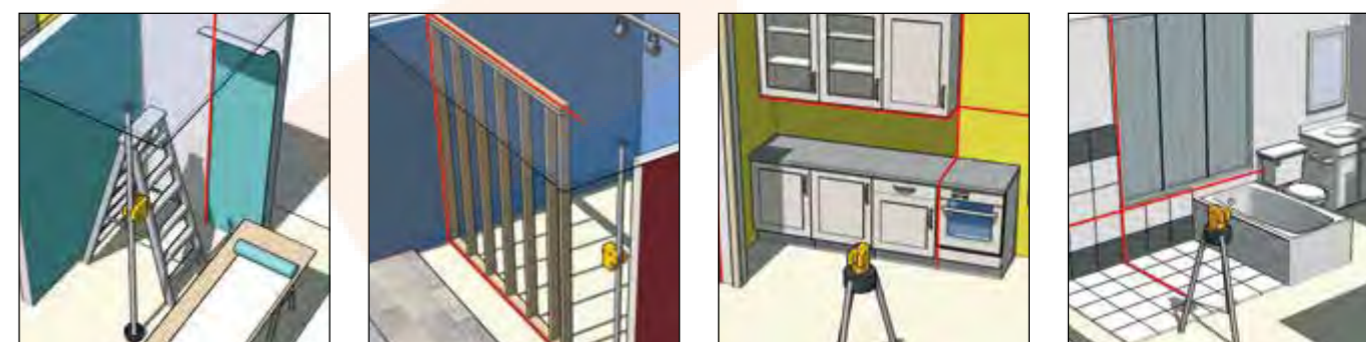


Laser class	Output	Laser wavelength	Levelling accuracy	Measuring range of visible line	Operating life
2	< 1 mW	635 nm	± 0.5 mm/m	10 m*	approx. 30 hours
Batteries included		Protection class			
3 x AA 1.5 V		IP 53			

* Indoors under typical operating conditions.

Optional accessories from page 100.

Unscrew the tripod legs and screw together to form the telescopic support – fix the LAX 50 to the support – measure.



Accurate in one-person operation – change location quickly: the clever tripod / telescopic support combination makes the LAX 50 a superb all-round laser.

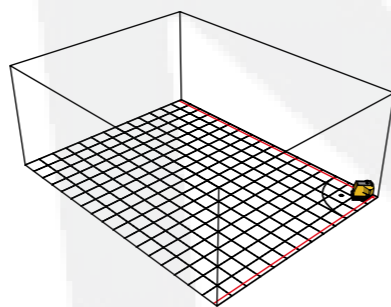
FLS 90 floor line laser: Exact 90° angle on the floor

- Handy floor line laser for layout work
- The 90° angle on the floor allows particularly accurate and time-saving work directly on the laser lines
- Switch on and get started straight away: the laser can be operated with one hand at the touch of a button
- The STABILA floor line optics focus the laser lines and direct them along the floor surface
- The technology, which is patented in many countries, ensures optimum visibility of the laser lines – razor-sharp up to 15 m
- Innovative dual-purpose base with positioning claws makes it easy to place on flat surfaces and on tiles
- Pulse-modulated laser lines for working with a STABILA line receiver – for exact measurements over large distances
- The laser can be positioned in corners to check the squareness of a room – any irregularities are then immediately visible and can be taken into account during the layout work
- Protection class IP 54
- Belt pouch

Application

- When **tiling** – creating and transferring the layout of the tiles on the floor, laying the floor tiles
- When **fitting flooring and laying screed** – checking the room for squareness

FLS 90, 3-part set (Art. No. 18574):
FLS 90 floor line laser, target plate, belt pouch.



More information can be found at www.youtube.com/StabilaOfficial



Laser class	Output	Laser wavelength	90° angle precision	Measuring range of visible line	Battery life
2	< 1 mW	635 nm	± 0.3 mm/m	15 m*	approx. 20 hours

Batteries included	Protection class
3 x AA 1.5 V	IP 54

* Indoors under typical operating conditions.

Optional accessories from page 100.

The innovative dual-purpose base


On flat surfaces: positioning claws face upwards. The laser can be used for any layout work.



On tiles: positioning claws face downwards. The dual-purpose base sits precisely on a tile and transfers the 90° angle into the room.



Dual-purpose base: this innovative base with positioning claws makes placing the STABILA FLS 90 floor line laser on tiles especially easy.



LA-5P 5-point laser: perfect transfer of 90° angles

- Self-levelling 5-point laser
- Create right angles, plumb, transfer and align heights at a distance of up to 30 m away
- Laser points are very visible, bright and fine for marking the middle of the point exactly
- Five laser points: plumb-line dots upwards and downwards as well as three horizontal points which form two 90° angles
- With the 90° transfer, axes can be aligned and, at the same time, two right angles can be created
- Plumb-line function for transferring the layout from the floor to the ceiling
- Compact, rotatable housing with expandable foot for height adjustment for working directly on U-profiles
- Versatile use: 1. directly on the floor, 2. attached to a tripod (1/4" thread), 3. fastened to metallic objects with rare-earth magnets and V-groove or attached to the wall bracket, 4. secured on the metal lugs using a strap
- Quick self-levelling thanks to pendulum technology designed for the construction site
- Shock-absorbent STABILA soft grip casing
- Protection class IP 54
- Belt pouch

- Application**
- For layout work in **drywall construction**, for example, positioning of interior and partition walls
 - In **metal construction** for alignment of façades
 - For **installation work**, for example, when positioning car ports
 - For **architects** to check the specified dimensions when carrying out inspections
 - For **foremen** to quickly check building construction carried out by craftsmen

LA-5P, 4-part set (Art. No. 18328):
LA-5P 5-point laser, target plate, wall bracket, belt pouch.



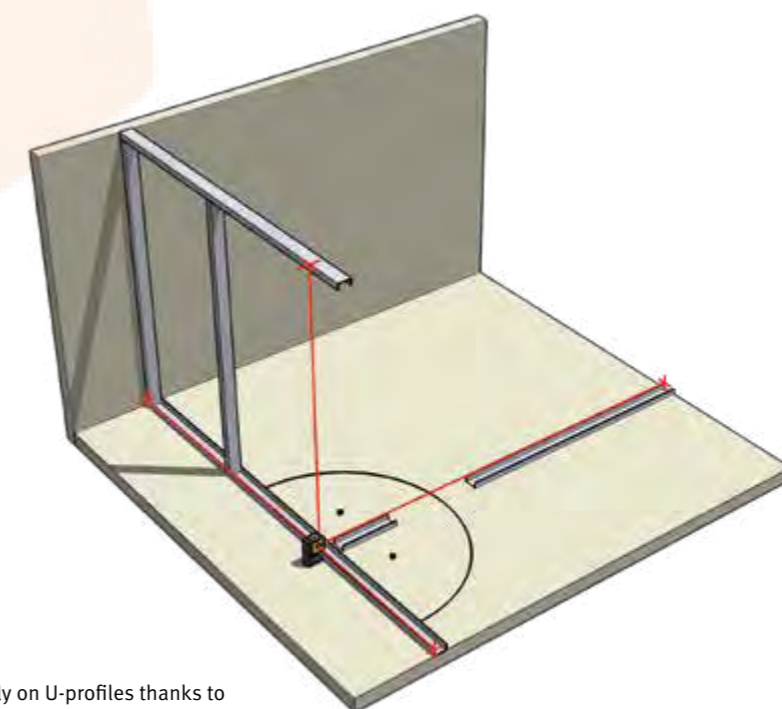
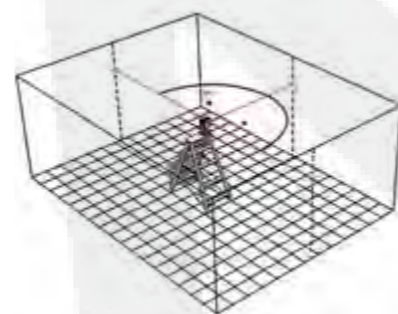
Laser class	Output	Laser wavelength	Self-levelling range	Levelling accuracy	90° angle precision	Laser beam accuracy (up)
2	< 1 mW	635 nm	approx. ± 4.5°	± 0.3 mm/m	± 0.2 mm/m	± 0.3 mm/m
Laser beam accuracy (down)	Measuring range of visible point	Battery life	Batteries included	Protection class		
± 0.4 mm/m	30 m*	approx. 20 hours	3 x AA 1.5 V	IP 54		

* Indoors under typical operating conditions.

Optional accessories from page 100.



- 1) Park position. 2) The laser can be pivoted 360° inside the housing.
3) The height of the laser can be adjusted thanks to the extendable foot.



Work directly on U-profiles thanks to the height-adjustable foot.

Simply indispensable: STABILA laser distance measurer

From measuring out to taking dimensions right up to checking what's been built – measuring with laser distance technology can be found everywhere on the construction site. The advantages are obvious: extremely high measuring accuracy including over long distances, time and cost-saving, lots of additional measuring information without additional work.



Overview of laser distance measurers

Type	LD 520 laser distance measurer	LD 320 laser distance measurer
Laser class	2	2
Output	< 1 mW	< 1 mW
Laser wavelength	635 nm	635 nm
Accuracy*	± 1.0 mm	± 1.5 mm
Measuring distance*	0.05 – 200 m	0.05 – 60 m
Operating life	up to 5,000 measurements	up to 5,000 measurements
Batteries included	2 x AA	2 x AAA
Bluetooth	Bluetooth® Smart (4.0)	–
Inclination sensor	± 180°	–
Digital target locator	✓	–
Functions	18 functions	8 functions
Protection class	IP 54	IP 40
Comprising		
Laser	LD 520	LD 320
Batteries	✓	✓
Belt pouch	✓	✓
Wrist strap	✓	✓
Art. No.	18562	18379

Overview of laser distance measurers

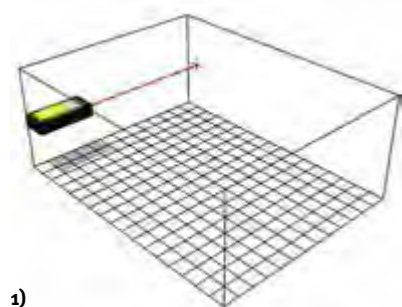
Type	LD 250 BT laser distance measurer	LD 220 laser distance measurer
Laser class	2	2
Output	< 1 mW	< 1 mW
Laser wavelength	635 nm	635 nm
Accuracy*	± 2.0 mm	± 3.0 mm
Measuring distance*	0.2 – 50 m	0.2 – 30 m
Operating life	up to 5,000 measurements	up to 5,000 measurements
Batteries included	2 x AAA	2 x AAA
Bluetooth	Bluetooth® Smart (4.0)	–
Inclination sensor	–	–
Digital target locator	–	–
Functions	4 functions	4 functions
Protection class	IP 54	IP 54
Comprising		
Laser	LD 250 BT	LD 220
Batteries	✓	✓
Belt pouch	–	–
Wrist strap	–	–
Art. No.	18817	18816

* Favourable conditions: white and diffusely reflecting target (wall painted white), weak background lighting, moderate temperatures.

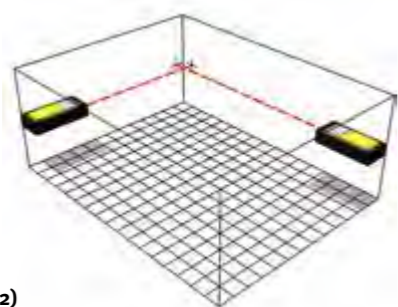


The measuring range and accuracy specifications fulfil the new ISO 16331-1 standard.

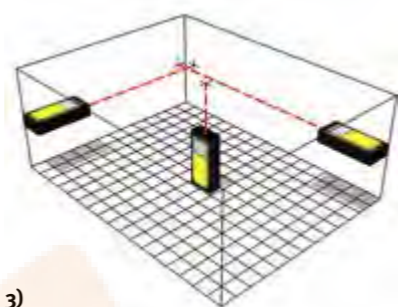
Laser distance measurer: Overview of functions



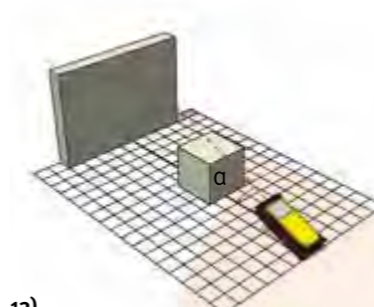
1) LD 220 250 320 520



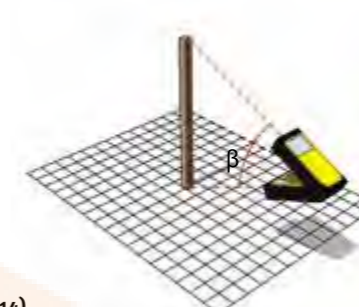
2) LD 220 250 320 520



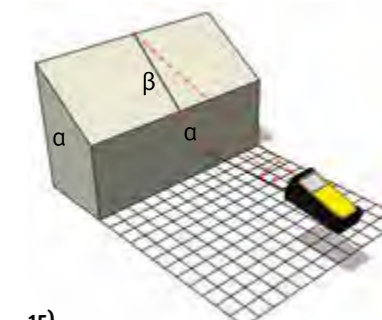
3) LD 220 250 320 520



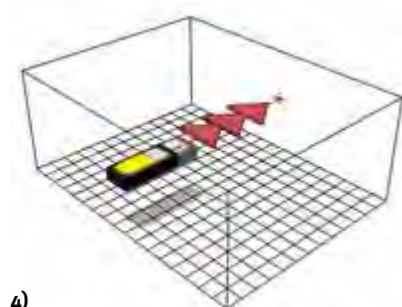
13) LD - - - 520



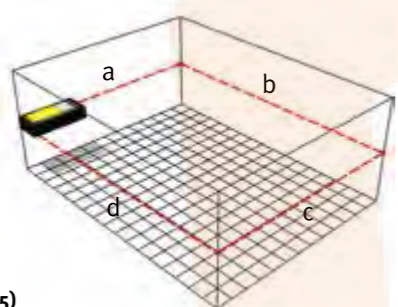
14) LD - - - 520



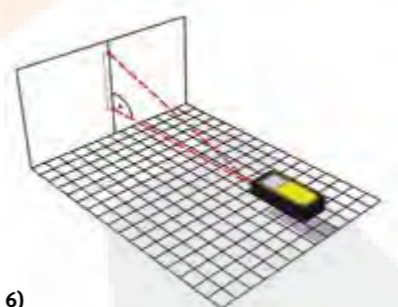
15) LD - - - 520



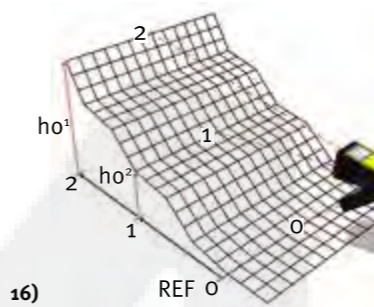
4) LD 220 250 320 520



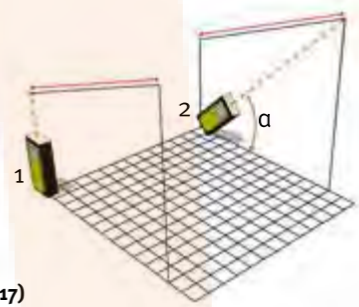
5) LD - - - 520



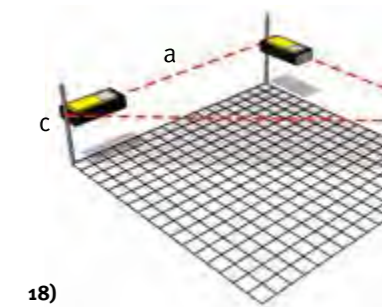
6) LD - - 320 520



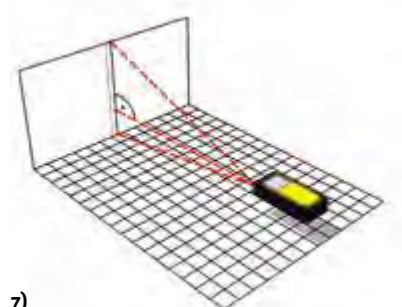
16) LD - - - 520



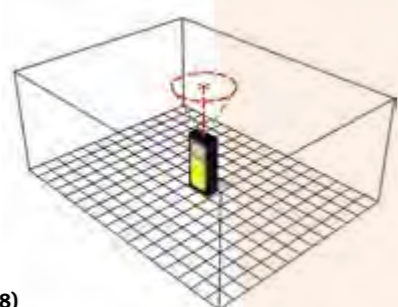
17) LD - - - 520



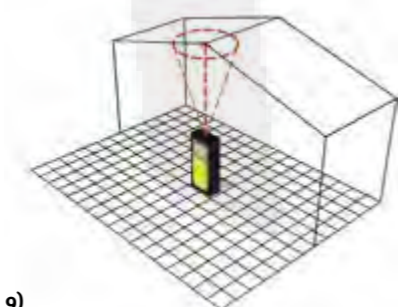
18) LD - - - 520



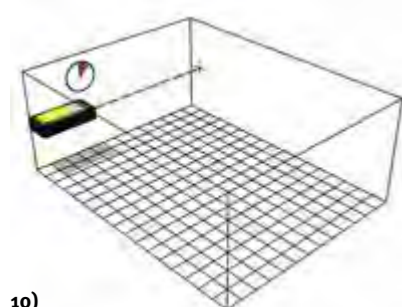
7) LD - - 320 520



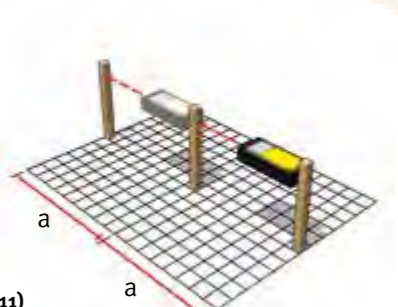
8) LD - - 320 520



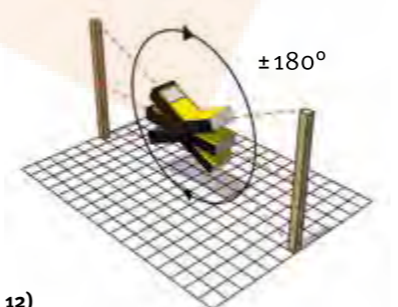
9) LD - - 320 520



10) LD - - - 520



11) LD - - - 520



12) LD - - - 520

1) Length measurement

2) Area measurement

3) Volume measurement

4) Continuous measurement

5) Chain dimensions

6) Pythagoras function 1: Determines a distance using two related measurements

7) Pythagoras function 2: Determines a distance using three related measurements

8) Minimum tracking: Minimum continuous measurement is used to determine the shortest distance between two points

9) Maximum tracking: Continuous measurement to determine e.g. the maximum diagonal measurement

10) Timer: Self-timer function, e.g. for shake-free measurement from a tripod

11) Stake out distances

12) Inclination measurement: The inclination sensor measures inclinations in the range $\pm 180^\circ$

13) Indirect distance measurement: Allows measurement of a horizontal line that cannot be directly accessed

14) Indirect height measurement: Determines a height (e.g. of a building) that does not offer a suitable reflection point

15) Measurement of inclined objects: Enables inclined, not directly accessible distances (e.g. a roof slope) to be measured

16) Elevation profile measurement: Determines the difference in height between a reference point and other measurement points

17) Trapezoidal measurement: Allows measurement of oblique lines that are not directly accessible

18) Triangular area measurement: Calculates the area of a triangle by measuring the sides of the triangle

LD 520 laser distance measurer: Digital target locator. The smart way to measure

- High-contrast 2.4" colour display
- Camera with high image resolution – pin-sharp images even in strong light
- Digital target locator with cross-hair and 4x zoom
- Integrated Bluetooth® Smart 4.0 technology for transferring measurement data
- 360° inclination sensor for flexible measurement from any position (displays ± 180°)
- 18 functions: Length, area, volume, continuous measurement, chain dimensions, Pythagoras with 2 and 3 measuring points, minimum and maximum tracking, timer, distances, trapezoid, triangular area, inclination (± 180°), indirect distances and heights, inclined objects, elevation profiles
- Designed for measurements up to 200 m
- Impact-resistant housing with shock-absorbent STABILA soft grip casing
- Protection class IP 54
- Built-in calculator: lets you multiply or divide measurement data by fixed values (e.g. hourly rates or materials costs)
- Free STABILA Measures app lets you transfer measurements directly to photos or drawings
- 1/4" thread
- Includes a belt pouch and wrist strap



Use

- For everyone working indoors and / or outdoors who has to locate targets over large distances

Measure up to 200 m





LD 520, 3-part set (Art. No. 18562):
LD 520 laser distance measurer, belt pouch, wrist strap.

Laser class	Output	Laser wavelength	Accuracy	Measuring distance	Battery life
2	< 1 mW	635 nm	± 1.0 mm*	0.05 – 200 m*	up to 5,000 measurements

Batteries included	Protection class
2 x AA	IP 54

* Favourable conditions: white and diffusely reflecting target (wall painted white), weak background lighting, moderate temperatures.



In the cross-hairs: exact targeting even in strong sunlight.

- Very useful in strong sunshine and over long distances: you no longer have to look for a little red laser point.
- Large colour camera display allows you to align the LD 520 accurately to the target point.
- Enlarge or reduce the view with the 4x zoom.
- Cross-hair sight helps you aim at the target point. The distance is then measured precisely.
- Display brightness can be easily adjusted to suit ambient light conditions.
- The light sensor automatically controls the display lighting. This helps conserve battery life.



STABILA Measures measurement app

For many professionals, smartphones and tablets have become indispensable everyday tools. The STABILA Measures app saves you precious time when taking measurements and preparing quotations. The app features an intuitive user interface and a wide range of functions. Wirelessly transfer measurements from your laser to your mobile device – in sketches, blueprints or photos. This enables you to document everything straight away on site and communicate it to your team via your smartphone. The mobile app is compatible with laser distance measurers with Bluetooth® Smart 4.0 technology.





Use

- For everyone working indoors and / or outdoors



Measure up to 60 m

LD 320 laser distance measurer: User-friendly operation, offers all the basic measuring functions



LD 320, 3-part set (Art. No. 18379):
LD 320 laser distance measurer, belt pouch, wrist strap.

Laser class	Output	Laser wavelength	Accuracy	Measuring distance
2	< 1 mW	635 nm	± 1.5 mm*	0.05 – 60 m*
Battery life		Batteries included	Protection class	
up to 5,000 measurements		2 x AAA	IP 40	

* Favourable conditions: white and diffusely reflecting target (wall painted white), weak background lighting, moderate temperatures.

- Compact instrument with 8 measuring functions: length, area, volume, continuous measurement, Pythagoras with 2 and 3 measuring points, minimum and maximum tracking
- Rapid measuring results and easy operation ensures trouble-free work
- The large digits and display lighting make it easy to read
- Designed for measurements up to 60 m
- Impact-resistant housing with shock-absorbent STABILA soft grip casing
- Protection class IP 40
- Includes belt pouch for easy transport and safe storage as well as a wrist strap



LD 250 BT laser distance measurer: Simple measurements – clever documentation

- Compact, easy-to-use laser with integrated Bluetooth® Smart 4.0 technology enables measurement data to be wirelessly transferred from the laser to a smartphone or tablet
- Free STABILA Measures app lets you transfer measurements directly to photos of the building site or drawings
- 4 basic measurement functions: length, area, volume and continuous measurement
- The laser delivers fast measurement results and assists you in your daily work, when calculating how much material is needed, for example
- The large digits and display lighting make it easy to read
- Impact-resistant housing with shock-absorbent STABILA soft grip casing
- Designed for measurements up to 50 m



LD 250 BT (Art. No. 18817):
LD 250 BT laser distance measurer.

Laser class	Output	Laser wavelength	Accuracy	Measuring distance	Battery life
2	< 1 mW	635 nm	± 2.0 mm*	0.2 – 50 m*	up to 5,000 measurements


Batteries included	Protection class
2 x AAA	IP 54

* Favourable conditions: white and diffusely reflecting target (wall painted white), weak background lighting, moderate temperatures.



Use

- For everyone who works indoors and needs to document a large number of measurements



More information can be found at www.youtube.com/StabilaOfficial

Measure up to 50 m



STABILA Measures measurement app

For many professionals, smartphones and tablets have become indispensable everyday tools. The STABILA Measures app saves you precious time when taking measurements and preparing quotations. The app features an intuitive user interface and a wide range of functions. Wirelessly transfer measurements from your laser to your mobile device – in sketches, blueprints or photos. This enables you to document everything straight away on site and communicate it to your team via your smartphone. The mobile app is compatible with laser distance measurers with Bluetooth® Smart 4.0 technology.





Use
• For everyone who works indoors

Measure up to 30 m



More information can be found at
www.youtube.com/StabilaOfficial

LD 220 laser distance measurer: Measuring made easy



LD 220 (Art. No. 18816):
LD 220 laser distance measurer.

Laser class	Output	Laser wavelength	Accuracy	Measuring distance
2	< 1 mW	635 nm	± 3.0 mm*	0.2 – 30 m*
Battery life		Batteries included	Protection class	
up to 5,000 measurements		2 x AAA	IP 54	

*Favourable conditions: white and diffusely reflecting target (wall painted white), weak background lighting, moderate temperatures.

- Compact, easy-to-use laser with 4 basic measuring functions: length, area, volume and continuous measurement
- The laser delivers fast measurement results and assists you in your daily work, when calculating how much material is needed, for example
- The large digits make it easy to read
- Impact-resistant housing with shock-absorbent STABILA soft grip casing
- Designed for measurements up to 30 m



Rechargeable battery units: full power at all times

AE-LA180L rechargeable battery unit

- For STABILA LA 180 L multi-line lasers
- Can be charged while working
- High-performance rechargeable battery for long periods of work
- Includes mains adapter with 4 country-specific interchangeable adapters



Art. No. 17934

AE-LAR350 Li-ion rechargeable battery unit

- For STABILA LAR 350 and LAR 300 rotation lasers
- Can be charged while working
- High-performance lithium-ion rechargeable battery for particularly long periods of work spanning up to 60 hours
- Includes mains adapter with 4 country-specific interchangeable adapters



Art. No. 19036

AE-LAR160 Li-ion rechargeable battery unit

- AE-LAR160 Li-ion rechargeable battery unit for STABILA LAR 160 and LAR 160 G rotation lasers
- Mains adapter with 4 country-specific interchangeable adapters: EU, USA, Canada, Australia, New Zealand

**NEW**

Art. No. 19443

Laser accessories

The range of accessories includes all the important add-on products for using STABILA lasers on construction sites. It provides the basis for accurate and reliable work.



Tripods, base plates and telescopic supports: Always at the desired working height

Tripods, base plates and telescopic supports are important add-on products when working with measuring equipment. With their help, lasers are set up securely on construction sites and positioned at the desired height – from the floor to the ceiling. They are the basis of accurate and reliable work.



Series BST-K construction tripod

- Aluminium construction tripod with lifting column – exact positioning of the laser at the desired working height
- Lift system enables air-cushioned movement
- Tripod legs have spikes to ensure good stability outdoors and rotatable hard rubber shoes to prevent scratches when used indoors
- Rapid locking mechanism
- Spread stopper
- 5/8" threaded screw



BST-S construction tripod

- Aluminium construction tripod
- Tripod legs have spikes to ensure good stability
- Rapid locking mechanism for aligning the tripod quickly, even on uneven ground
- Spread stopper with high-quality chain
- Carry pouch for easy transport
- Height-adjustable from 100 cm to 160 cm
- 5/8" threaded screw



ST-K-S tripod

- Tripod with spread stopper and lifting column
- Lasers can be positioned exactly at the desired working height with the lifting column
- Height-adjustable from 55 cm to 140 cm
- Tripod legs with hard rubber shoes
- 1/4" threaded screw

Art. No. 18456

LT 30 telescopic laser support

- Telescopic laser support with platform for attaching lasers – variable positioning at a desired working height of approx. 20 cm to 365 cm
- 1/4" and 5/8" threaded screw
- Can be used as a support thanks to a load-bearing capacity of up to 30 kg
- Space-saving positioning for cramped conditions
- Extendable up to 365 cm (transport height: 134 cm)

Art. No. 18238



NK 100 base plate

- Base plate for positioning lasers at the required working height
- Height-adjustable wall bracket, 80 mm adjustment
- Quick pre-positioning using a catch, can be fine-tuned using a set screw
- Attach to a profile rail with a thickness of no more than 2 mm, fix with a nail or mount on a construction tripod
- 5/8" threaded screw

Art. No. 15971

Type	Height	Art. No.
BST-K-XL*	118 – 300 cm	18560
BST-K-L	98 – 220 cm	18194
BST-K-M	69 – 170 cm	18195

* Including metric scale.





Receivers: Expanding the working area

Receivers are mainly used outdoors but can also be used for large distances indoors. There are two different types of receiver: one for receiving rotation lasers and one for receiving pulse-modulated line lasers. Using receivers enlarges the working area of a laser significantly. Receivers also allow you to work when the laser beam is not visible, such as when there is strong sunlight.



REC 300 Digital receiver

- Suitable for receiving rotation lasers with red laser diodes
- Double display (front and rear) for fast work
- Holder for attaching to levelling rods
- Number display for reference deviation in mm
- Symbols on the display indicate the position of the receiver relative to the reference plane of the laser
- Acoustic guidance can be activated
- Receiving area: 80 mm

Batteries	Protection class	Operating life	Art. No.
2 x AA	IP 67	70 hours	16957

STABILA laser	Working area*
LAR 350	Ø 800 m
LAR 300	Ø 800 m



NEW

REC 160 RG receiver

- Laser receiver for accurately determining the beam position of rotation lasers with red or green laser diodes
- Two-sided digital display for fast work – illuminated at the touch of a button
- Symbols on the display indicate the position of the receiver relative to the reference plane of the laser
- Acoustic guidance can be activated
- Receiving area: 80 mm

Batteries	Protection class	Operating life	Art. No.
2 x AA	IP 66	24 hours	19439

STABILA laser	Measuring range**
LAR 350	Ø 600 m
LAR 300	Ø 600 m
LAR 160 G	Ø 600 m
LAR 160	Ø 600 m



REC 410 Line RF receiver

- Laser receiver for accurately determining the beam position of pulse-modulated line lasers with red laser diodes
- **AUTOALIGNMENT:** Receiver automatically controls the fine alignment of the LA 180 L laser
- LED display
- Two-sided digital display
- Acoustic guidance can be activated
- 3 sensitivity levels
- Integrated magnet system for attachment to metal objects
- Receiving area: 89 mm

Batteries	Protection class	Operating life	Art. No.
3 x AA	IP 54	50 hours	17955

STABILA laser	Measuring range**
LA 180 L	up to 100 m



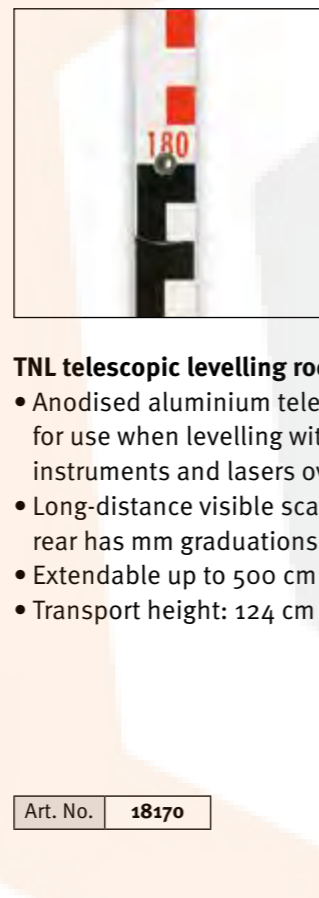
Other Accessories



NL levelling rod

- Aluminium levelling rod for use when levelling with a laser and receiver over great distances
- The adjustment sliders ensure optimum readability and quick, trouble-free height determination
- Deviations of ± 50 cm from the reference plane can be read quickly and easily (reference height approx. 80 – 190 cm)
- Printed scale in mm
- Extendable up to 240 cm
- Transport height: 130 cm

Art. No. **07468**



TNL telescopic levelling rod

- Anodised aluminium telescopic levelling rod for use when levelling with optical levelling instruments and lasers over great distances
- Long-distance visible scale with 'E' gradations, rear has mm graduations
- Extendable up to 500 cm
- Transport height: 124 cm

Art. No. **18170**



Batter board holder SR 100

- Tough holder for use on batter boards
- Rapid positioning and fine alignment of lasers and theodolites via a reference point using the flexible guide rail – which can be rotated through 360° and adjusted by 7 cm
- Removable rotary plate with 5/8" threaded bolt for simple attachment of the device
- Robust construction – mount, rotary plate and guide rail all in metal
- For batter boards up to 8.3 cm thick


Art. No. **18904**



RP reflector plate

- Reflector plate for extending the measuring distance of laser distance measurers
- More light is returned to the laser with the help of the retroreflective foil
- Size: 29 cm x 21 cm

Art. No. **14751**



AS adaptor screw

- Adaptor screw for mounting lasers with 1/4" threads onto construction tripods with 5/8" threads
- Rotatable platform to align the laser in the desired direction

Art. No. **14339**



ZP target plate

- Target plate with magnetic holder and cross-hair for aligning the laser vertically and horizontally with a target point
- For suspended ceilings, the target plate can be attached to metal rails with the magnetic holder
- Improves the visibility of the laser beam

Colour	Red	Green
Art. No.	16877	17924



GA thread adaptor

- Thread adaptor for mounting lasers with 5/8" threads onto tripods with 1/4" threaded screws

Art. No. **07459**



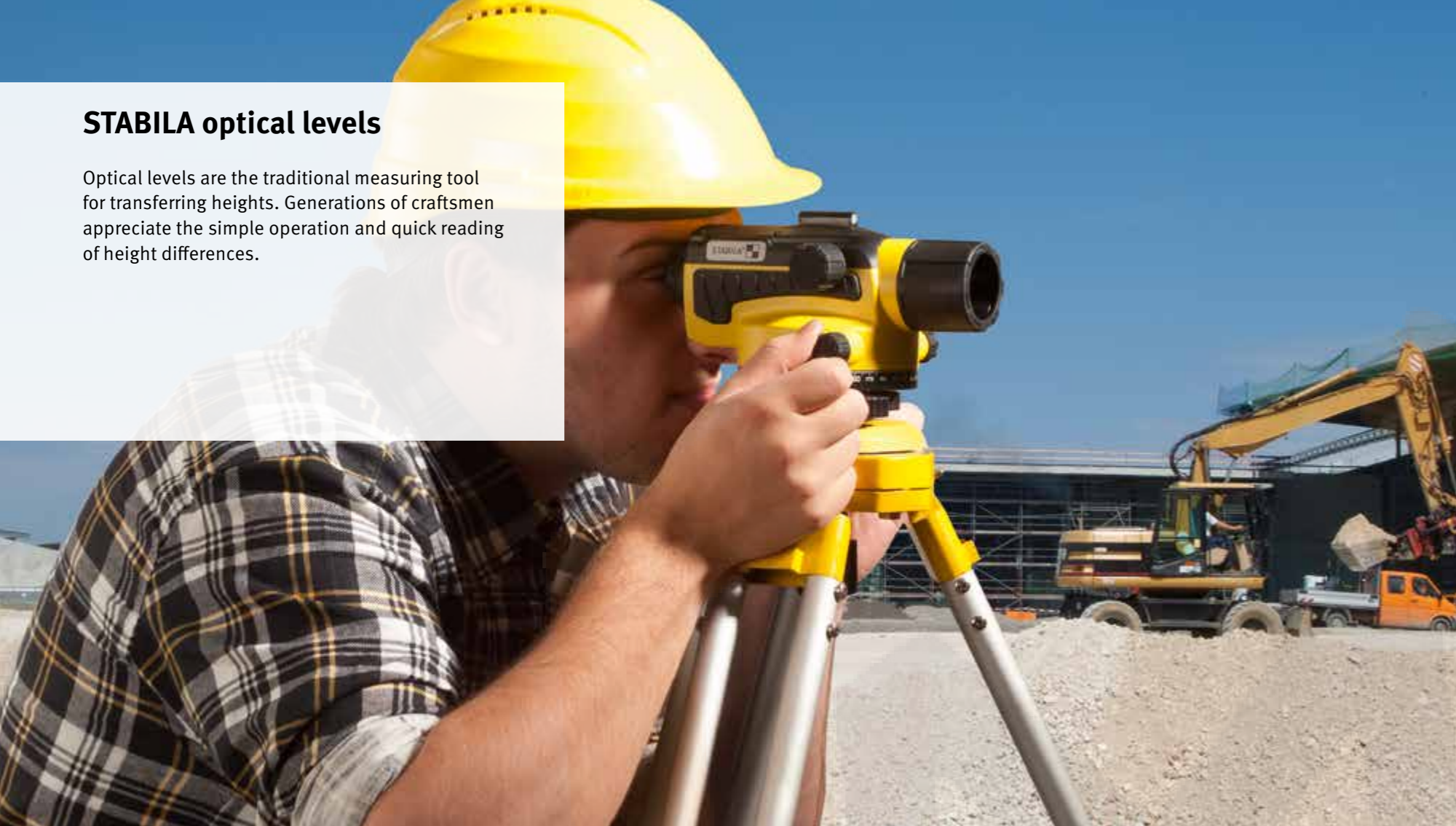
NKL inclinometer

- Inclinometer for using rotation lasers on construction tripods
- The laser can be adjusted manually to a desired inclination of 0° to 90° using a crank
- Rotatable and removable head with 5/8" threaded screw for safe and easy construction
- Scale in degrees and percent
- For rotation lasers with manual operating mode

Art. No. **16782**

STABILA optical levels

Optical levels are the traditional measuring tool for transferring heights. Generations of craftsmen appreciate the simple operation and quick reading of height differences.




OLS 26 optical level: Easy to read and reliable transfer of heights

- Optical level with 26x magnification allows height differences to be read and transferred easily, even at great distances
- The easily accessible focussing and adjusting screws allow the instrument to be quickly adjusted – the measurement data can then be read directly
- Tough and easy-to-grip housing
- The optical system is protected at the front by a large soft-grip cover
- Levelling plate with 360° gradations
- Protection class IP 54: protection against dust deposits inside and against spray from all directions
- 5/8" thread for attaching to a tripod

Type

Overview of optical levels

OLS 26 optical level



Magnification	26x
Standard deviation	< 2 mm/km
Telescopic image	vertical
Lens aperture	38 mm
Shortest range	approx. 1 m
Field of vision diameter at 100 m	2.1 m
Multiplication constant	100
Addition constant	0
Compensator accuracy	0.5"
Accuracy of height in a single measurement	1 mm/10 m
Circular vial	8' / 2 mm
Horizontal circle	Gradations in degrees
Resolution	1°


Comprising

Set	6-part	8-part
Laser	OLS 26	OLS 26
Construction tripod	–	BST-S
Telescopic levelling rod	–	TNL
Geo-folding rule	✓	✓
Plumb line including line	✓	✓
Rain protection	✓	✓
Adjusting tools	✓	✓
Carrying case	✓	✓
Art. No.	17862	18460



Application

- Use in **gardening and landscaping**, when carrying out **bricklaying** and in **reinforced concrete construction** – to measure elevations and transfer heights




OLS 26, 6-part set (Art. No. 17862):

OLS 26 optical level, geo-folding rule, plumb line including line, rain protection, adjusting tools, carrying case.



OLS 26, 8-part set (Art. No. 18460):

OLS 26 optical level, BST-S construction tripod, TNL telescopic levelling rod, geo-folding rule, plumb line including line, rain protection, adjusting tools, carrying case.



2 m long geo-folding rule – long-distance visible scale with 'E' gradations on one side and classic metric scale on the other.

STABILA folding rules – the measure of many things since 1889

At the end of the 19th century, Anton Ulrich and his brother Franz were awarded a patent for a spring-loaded joint for folding rules and with it they laid the foundation stone for the success story of the STABILA company. Today, STABILA folding rules still measure up to the very highest standards of craftsmanship.



All STABILA folding rules comply with the new MID directive, which applies to the whole of Europe. With the CE marking, metrology marking and EC Type Examination Certificate.

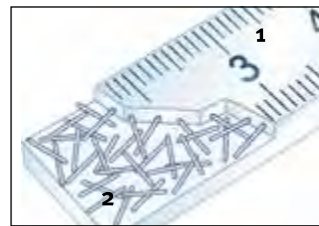
All about folding rules

The material



For wooden folding rules, the most important factor for optimum break resistance is to use carefully selected, well-matured, highly elastic woods as the primary material.

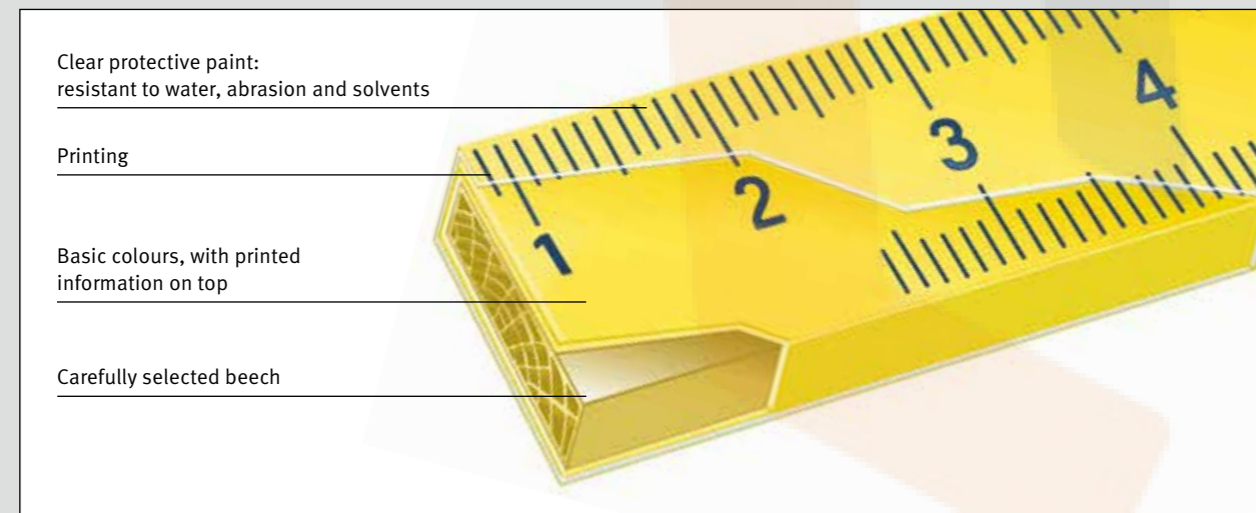
STABILA has a long tradition of only using carefully selected, high-quality beech for wooden folding rules. This makes the folding rules particularly stable.



With plastic folding rules, we achieve high levels of durability using plastic with processed fiberglass reinforcement.

- 1. Deeply imprinted scale
- 2. Fibreglass reinforcement

Coating



Clear protective paint: resistant to water, abrasion and solvents

Printing

Basic colours, with printed information on top

Carefully selected beech

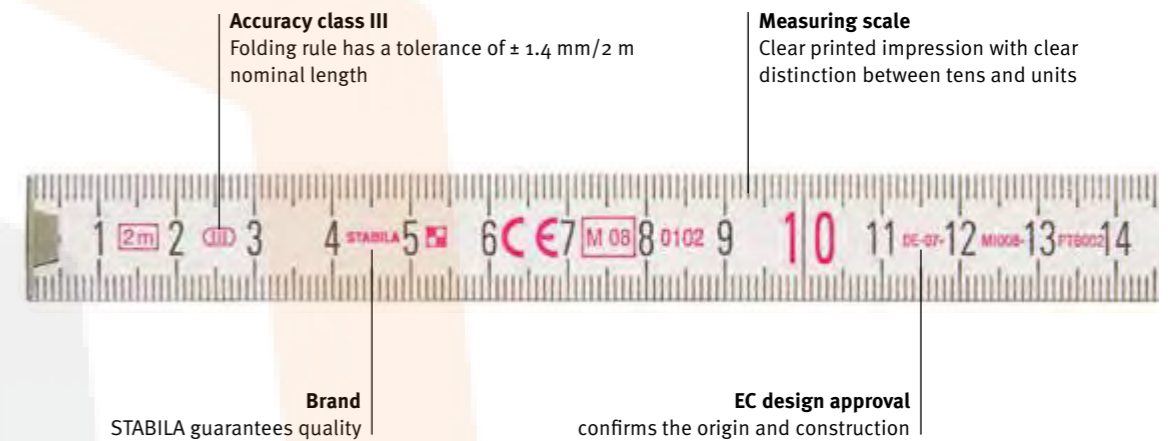
The coating for wooden folding rules must be able to withstand all conditions. Protection against moisture, sunlight and mechanical abrasion is required. This is the only way to ensure that the scale is easy to read.

The environmentally friendly paint, made to our own formula, achieves unrivalled weather and abrasion resistance.

The printing

You can recognise a quality folding rule from the printing on the initial link. Pay attention to four important indicators: 1. the nominal length, 2. the accuracy class of the folding rule, which is stated in Roman numerals, 3. the EC Type Examination Certificate, 4. the CE marking and metrology marking. And finally, make sure you take a look at the name of the manufacturer which confirms the brand, origin and construction. The measuring scale is

the most important element and, as such, must feature a clear printed impression and a clear distinction between tens and units. A double millimetre scale (on the upper and lower edge) increases the practical value of the folding rule.



Accuracy class III

Folding rule has a tolerance of ± 1.4 mm/2 m nominal length

Measuring scale

Clear printed impression with clear distinction between tens and units

Brand

STABILA guarantees quality

EC design approval

confirms the origin and construction

Joints

STABILA predominantly uses joints made from high-strength spring steel, which ensures exact locking and a durable spring action. Catches and end cams provide a strong hold and ensure accuracy.

The special construction makes the joints smooth and durable. Some models use joints reinforced with fibreglass with high durability.

The three types of joints



Series 600

Jointing plates made from high-strength sheet steel with inlaid hardened steel spring and concealed rivet




Series 400

Jointing plates made from hardened sheet steel with integrated spring



Series 700

Jointing plates made from reinforced plastic with latching cams for maintenance-free use



Series 400 wooden folding rules

- Folding rule made of high-quality, specially selected beech



Type	Length	Width	Sections	Colour	Gradation	Art. No.
407 P	2 m	16 mm	10	Yellow	cm/mm	14556
407 N	2 m	16 mm	10	Natural	cm/mm	14348
417	2 m	16 mm	10	White / Yellow	cm/mm	14555
1407	2 m	16 mm	10	White	cm/mm	14557
1407 GEO	2 m	16 mm	10	White	cm/mm 'E' gradation	17927
1407 GEO	3 m	16 mm	15	White	cm/mm 'E' gradation	19074

- Sheet steel joints with integrated steel spring ensure durability, smoothness and exact locking
- Hard-wearing and weather-resistant paint protects the wooden sections and the scale
- Large digits for better readability
- Red tens for quick orientation
- Continuous straight edge – ideal for marking
- Accuracy class III

- High-strength jointing plates that clasp together and hardened steel springs ensure durability, smoothness and exact locking
- Hard-wearing and weather-resistant paint protects the wooden sections and the scale
- Large digits for better readability
- Red tens for quick orientation
- Accuracy class III

Series 600 wooden folding rules


- Folding rule made of high-quality, specially selected beech



Type	Length	Width	Sections	Colour	Gradation	Art. No.
617	2 m	16 mm	10	White / Yellow	cm/mm	01128
617/11	3 m	16 mm	15	White / Yellow	cm/mm	01231
607	2 m	16 mm	10	Light yellow	cm/mm	01104
1607	2 m	16 mm	10	White	cm/mm	01134
1607	2 m	16 mm	10	White	cm/inch	01133

Series 700 wooden folding rules

- Folding rule made of high-quality, specially selected beech



Type	Length	Width	Sections	Colour	Gradation	Art. No.
707	2 m	16 mm	10	Light yellow	cm/mm	01304
717	2 m	16 mm	10	White / Yellow	cm/mm	01328
1707	2 m	16 mm	10	White	cm/mm	01334

- Embedded, durable joints with steel springs can be locked in a right angle
- When fully folded out, the folding rule is very flexible
- Deeply imprinted, abrasion-resistant scale
- Red tens for quick orientation
- When folded out, the sections create a continuous straight edge – ideal for marking
- Accuracy class III

- Slim wooden sections for a high level of flexibility
- High-strength jointing plates and hardened steel springs ensure durability, smoothness and exact locking
- Hard-wearing and weather-resistant paint protects the wooden sections and the scale
- Large digits for better readability
- Red tens for quick orientation
- Accuracy class III

Series 600 N-S wooden folding rules

- Folding rule made of high-quality, specially selected beech



Type	Length	Width	Sections	Colour	Gradation	Art. No.
607 N-S	2 m	16 mm	10	Natural	cm/mm	18208
607 N-S	2 m	16 mm	10	Natural	cm/inch	18214
607 N-S	2 m	16 mm	12	Natural	cm/mm	18212
601 N-S	1 m	16 mm	6	Natural	cm/mm	18206

Series 1100 plastic folding rules

- Folding rule made of plastic reinforced with fibreglass for working in damp environments



Type	Length	Width	Sections	Colour	Gradation	Art. No.
1107	2 m	16 mm	10	White	cm/mm	01701
1104	1 m	13 mm	10	White	cm/mm	01704

- Embedded, durable joints with steel springs can be locked in a right angle
- When fully folded out, the folding rule is very flexible
- Deeply imprinted, abrasion-resistant scale
- When folded out, the sections create a continuous straight edge – ideal for marking
- Accuracy class III

STABILA tape measures – proven, practical, durable

The unique advantage of a tape measure is that it can provide measurements up to 100 m long in a compact form. There are different types of tape measures to suit different applications and different measurement distances.



All STABILA tape measures comply with the new MID directive, which applies to the whole of Europe. With the CE marking, metrology marking and EC Type Examination Certificate.

All about tape measures and pocket tapes

Pocket tapes

Usable anywhere, small, light and easy to carry on your belt or in your pocket, and ideal for measurements up to approx. 10 m.



Closed case tapes

For measuring distances up to 30 m; for example, for use in construction, interior construction and sport.



Open reel tapes

For measuring distances up to 50 m, as commonly used in road construction and landscaping work. Lengths of up to 100 m are also available upon request.



The housing

Permanently robust, safe and ergonomic to ensure protection and safe handling. Various materials are used: for the case or frame, this is mostly ABS plastic. The mechanical parts of open reel tapes are made of

steel, aluminium or high-quality plastics. With good pocket tape measures, the grip zone is often covered with soft rubber.

Blade properties

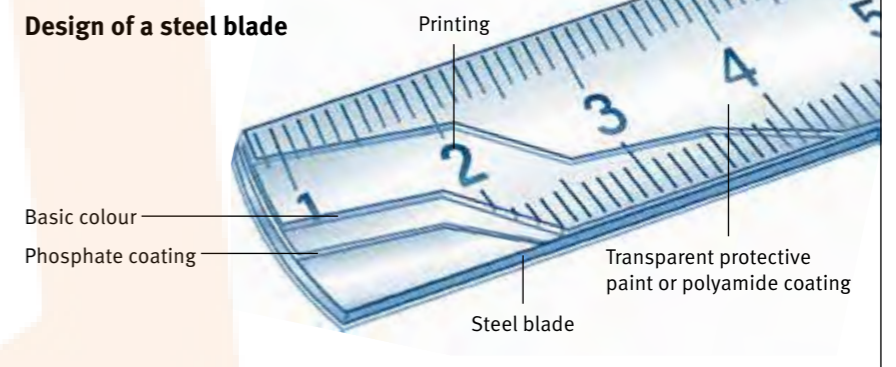
Important for pocket tapes

The steel blade is concave in order to maintain stability when extended. Hard-wearing coating to protect the scale against wear caused by particles of dirt.

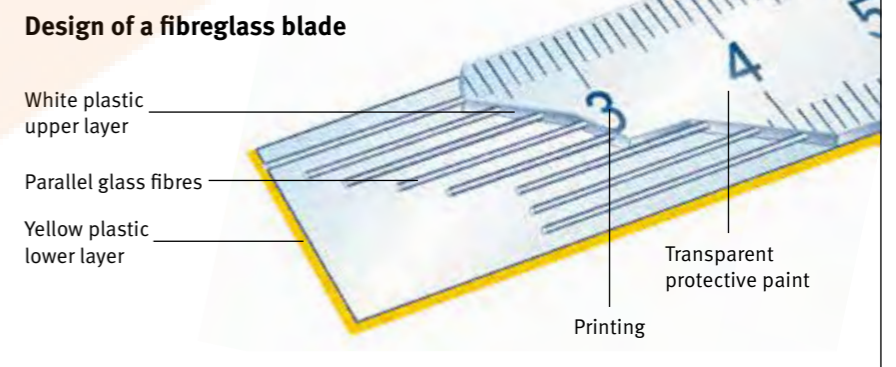
Important for closed case and open reel tapes

Distinction between steel and fibreglass blades. Fibreglass blades are impervious to moisture and are easy to use due to their low weight. Steel blades provide more accurate measurement results, even over great distances. The blade material stops the blade from breaking and prevents wear to the scale.

Design of a steel blade



Design of a fibreglass blade



Accuracy

Quality tape measures have the following printed at the start of the blade: nominal length, EC Type Examination Certificate, CE and metrology marking, accuracy class, manufacturer brand.





- The wide, smooth underside of the housing provides outstanding stability
- The straight rear side of the housing ensures a clean stop and allows hands-free working when taking vertical measurements
- Perfect handling and secure hold thanks to the ergonomic housing design
- Adjustable hook at the beginning of the blade for accurate measurements
- Red tens for quick orientation and reading
- Metal clip for easy attachment to your belt – always close at hand

- Shatter-proof plastic casing with shock-absorbent STABILA soft grip casing and a yellow, curved steel blade
- Double-sided scale for optimum readability
- High-quality polyester coating provides extreme abrasion resistance and optimum protection of the scale against wear caused by dirt particles
- Hook with STABILA spike coating to help prevent slipping, even on smooth surfaces and when measuring over great distances
- Powerful automatic blade retraction mechanism – dynamic blade retraction
- Special blade return brake brings the blade to a cushioned stop – the hook moves into its parking position in a controlled manner
- Additional strengthening of the start of the blade with a metal plate
- Effective brake for stopping and locking the blade
- Accuracy class II

BM 40 pocket tape

- Double-sided scale for optimum readability
- Shock-absorbent STABILA soft grip casing for excellent impact resistance
- Extremely hard-wearing polyester blade coating for protecting the scale
- STABILA spike hooks for excellent protection against slipping



STABILA spike hooks for excellent protection against slipping



Identical measuring scale on both sides of the blade – easy to read in all work situations.



Effective **push brake** for stopping and locking the blade at lengths of 3 m, 5 m, 3 m/10 ft, 5 m/16 ft.



Effective **rocker brake** for stopping and locking the blade at lengths of 8 m, 10 m, 8 m/27 ft, 10 m/32 ft.

Length	3 m	5 m	5 m	8 m	10 m	3 m/10 ft	5 m/16 ft	8 m/27 ft	10 m/32 ft
Width	16 mm	19 mm	25 mm	25 mm	27 mm	16 mm	19 mm	25 mm	27 mm
Art. No.	17736	17740	17744	17745	17747	17737	17741	17746	17748



BM 30 W pocket tape

- Viewing window for reading internal measurements directly
- STABILA spike hooks for excellent protection against slipping
- Hard-wearing blade coating for protecting the scale



- Shatter-proof plastic casing with a yellow, curved steel blade
- A viewing window allows internal measurements to be read directly, such as the clearance of a window bay or doorway
- Hook with STABILA spike coating to help prevent slipping, even on smooth surfaces and when measuring over great distances
- Polyamide coating protects the scale against wear caused by particles of dirt
- Automatic blade retraction and push break for stopping and locking the blade
- Adjustable hook at the beginning of the blade for accurate measurements
- Material-protecting buffer on the blade inlet
- Red tens for quick orientation and reading
- Metal clip for easy attachment to your belt – always close at hand
- Accuracy class II

Length	3 m	3 m/10 ft
Width	16 mm	16 mm
Art. No.	16456	16457

BM 30 pocket tape

- Shatter-proof plastic casing with a yellow, curved steel blade
- Hook with STABILA spike coating to help prevent slipping, even on smooth surfaces and when measuring over great distances
- Polyamide coating protects the scale against wear caused by particles of dirt
- Automatic blade retraction and push break for stopping and locking the blade
- Additional strengthening of the start of the blade with a metal plate (above 5 m)
- Adjustable hook at the beginning of the blade for accurate measurements
- Material-protecting buffer on the blade inlet
- Red tens for quick orientation and reading
- Metal clip for easy attachment to your belt – always close at hand
- Accuracy class II



Length	2 m	3 m	5 m	8 m	3 m/10 ft	5 m/16 ft	8 m/27 ft
Width	13 mm	13 mm	19 mm	25 mm	13 mm	19 mm	25 mm
Art. No.	16449	16450	16451	16452	16453	16454	16455

BM 20 pocket tape



Length	2 m	3 m	5 m	3 m/10 ft	5 m/16 ft
Width	13 mm	13 mm	19 mm	13 mm	19 mm
Art. No.	16444	16445	16446	16447	16448

- Shatter-proof plastic casing with a white, curved steel blade
- Polyamide coating protects the scale against wear caused by particles of dirt
- With adjustable hook at the beginning of the blade for accurate measurements, automatic blade retraction, push brake for stopping and locking the blade and material-protecting buffer on the blade inlet
- Red tens for quick orientation and reading
- Metal clip for easy attachment to your belt – always close at hand
- Accuracy class II



ARCHITECT closed case tape

- Extremely durable and high-quality polyamide casing with a 10 mm slender, coated, white steel measuring blade with mm/cm scale
- Compact housing with diameter of only 75 mm – can simply be taken along and stored anywhere
- Spring-loaded nickel-plated crank allows the measuring blade to be easily retracted
- Red tens for quick orientation and reading
- One-sided continuous mm scale with large digits
- The o-point is at the start of the tape clasp



ARCHITECT: White-painted steel measuring blade with cm/mm scale. The o-point is at the start of the tape clasp. Accuracy class II

Length	10 m	15 m
Width	10 mm	10 mm
Art. No.	10642	10656



BM 50 closed case tape

- Impact-resistant nylon housing
- Can be butted against a stop in all positions – this allows internal and external measurements
- Universal hook with STABILA spike coating to help prevent slipping, even on smooth surfaces and when measuring over great distances
- Lock can be released quickly thanks to an eyelet integrated into the hook
- Retractable re-wind drum makes it easy to use on the construction site
- Red tens for quick orientation and reading
- Measuring scale with large digits
- The o-point is at the start of the tape clasp



Universal hook of the BM 50 G, BM 50 P and BM 50 W.



BM 50 G: Light, hard-wearing fibreglass measuring blade with cm scale (the first metre is in mm). Plastic coating protects the scale against wear caused by particles of dirt. The o-point is at the start of the tape clasp. Accuracy class III.

Length	10 m	20 m	30 m
Width	13 mm	13 mm	13 mm
Art. No.	17214	17215	17216



BM 50 P: Hard-wearing, polyamide-coated, yellow steel measuring blade with cm/mm scale. Polyamide coating protects the scale against wear caused by particles of dirt. The o-point is at the start of the tape clasp. Accuracy class II.

Length	10 m	20 m	30 m
Width	13 mm	13 mm	13 mm
Art. No.	17217	17218	17219



BM 50 W: White-painted steel measuring blade with cm/mm scale. The o-point is at the start of the tape clasp. Accuracy class II.

Length	10 m	20 m	30 m
Width	13 mm	13 mm	13 mm
Art. No.	17220	17221	17222

BM 42 open reel tape

- Impact-resistant polyamide housing with reinforcing ribs on the inside
- Universal hook with STABILA spike coating to help prevent slipping, even on smooth surfaces and when measuring over great distances
- Lock can be released quickly thanks to an eyelet integrated into the hook
- The grooved turning handle facilitates holding and tensioning the blade
- Wide arms in a tried-and-tested Y shape provide good blade guidance
- Special plastic guide prevents the fibreglass blade from catching between the rollers and the frame
- Red tens for quick orientation and reading
- Measuring scale with large digits
- The o-point is at the start of the tape clasp



Universal hook of the BM 42 G, BM 42 P and BM 42 W.

BM 42 G: Light, hard-wearing fibreglass measuring blade with cm scale (the first metre is in mm). Plastic coating protects the scale against wear caused by particles of dirt. The o-point is at the start of the tape clasp. Accuracy class III.



Length	30 m	50 m
Width	13 mm	13 mm
Art. No.	10589	10596

BM 42 P: Hard-wearing, polyamide-coated, yellow steel measuring blade with cm/mm scale. Polyamide coating protects the scale against wear caused by particles of dirt. The o-point is at the start of the tape clasp. Accuracy class II.

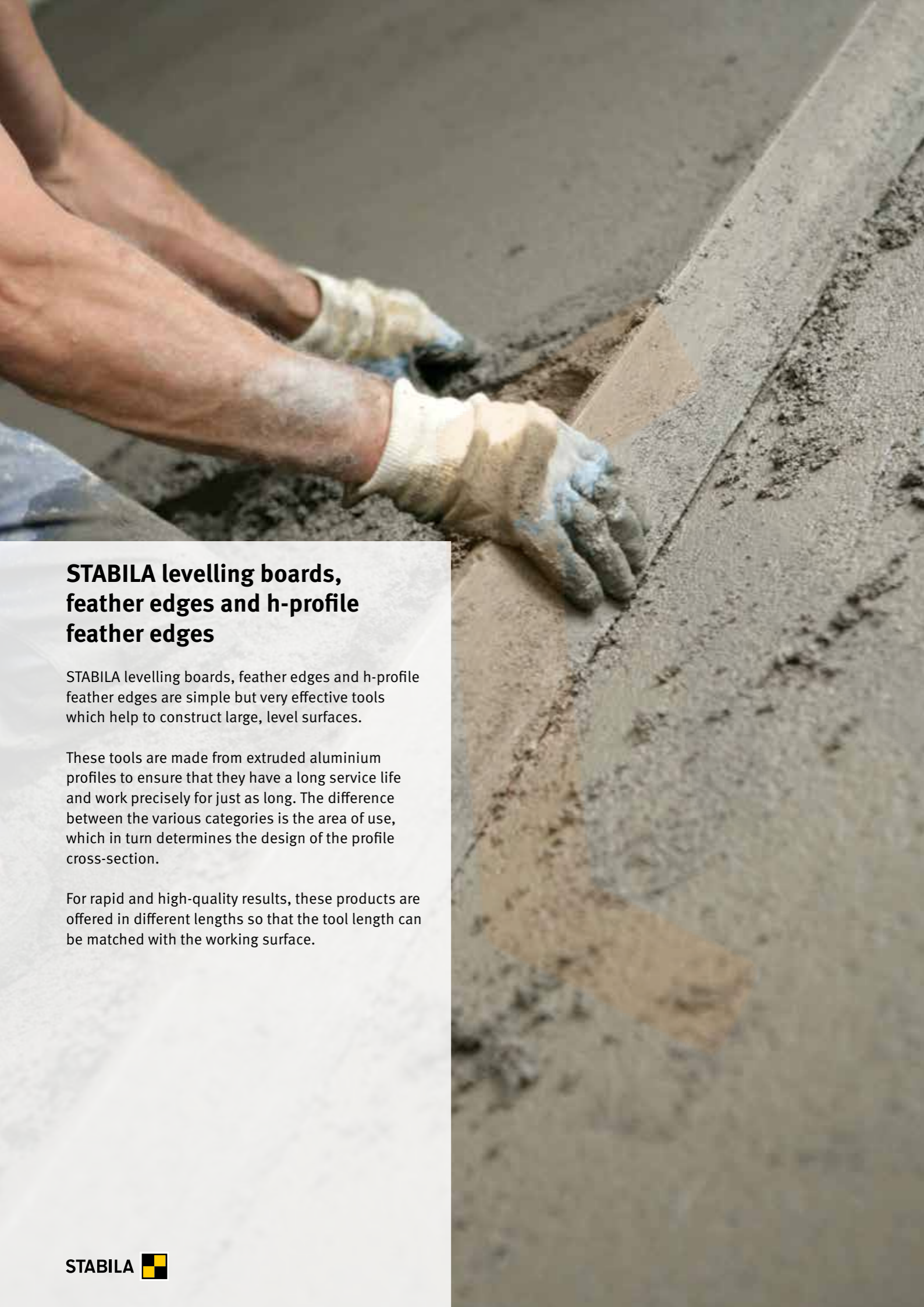


Length	20 m	30 m	50 m
Width	13 mm	13 mm	13 mm
Art. No.	11154	11166	11178

BM 42 W: White-painted steel measuring blade with cm/mm scale. The o-point is at the start of the tape clasp. Accuracy class II.



Length	30 m	50 m	100 m
Width	13 mm	13 mm	13 mm
Art. No.	10706	10711	10721



STABILA levelling boards, feather edges and h-profile feather edges

STABILA levelling boards, feather edges and h-profile feather edges are simple but very effective tools which help to construct large, level surfaces.

These tools are made from extruded aluminium profiles to ensure that they have a long service life and work precisely for just as long. The difference between the various categories is the area of use, which in turn determines the design of the profile cross-section.

For rapid and high-quality results, these products are offered in different lengths so that the tool length can be matched with the working surface.

The material

The high-quality, strong aluminium profile ensures that the tool can withstand the most difficult conditions on the construction site – such as impacts, unfavourable environmental conditions and mechanical loads – and can produce good, accurate results for the same amount

of time. It is also important that the tool is easy to clean, since it must be restored to a perfect condition with clean, smooth edges after every use.

The equipment

Levelling boards with built-in vials offer additional comfort. This gives you control of both the vertical and horizontal planes when working. Built-in finger holes are often a great help in making the tool easy to use with

heavy materials. With hollow profiles, it is also important that end caps are provided. They protect the profile from impacts and prevent the inside of the tool from dirt.



End caps



Vial



Finger holes

The profile

The profile shape must be precisely worked – with accurate, straight edges.



- Profile shapes which are used to produce a finished surface are referred to as h-profile feather edges.



- Profiles for levelling materials are referred to as feather edges.



- Rectangular aluminium profiles which are used to check the evenness of a surface are referred to as levelling boards.

- Levelling board for smoothing out and levelling construction material
- Torsion-resistant aluminium rectangular profile
- Two-chamber profile shape for high stability
- Plastic end caps to protect against impact and dirt
- Profile cross-section: 18 mm x 100 mm

Type AL levelling board: Perfect for checking the evenness of large surfaces



Length	1.0 m	1.2 m	1.5 m	1.8 m	2.0 m	2.5 m	3.0 m	4.0 m
Art. No.	07815	07814	07805	07813	07801	07816	07806	07817



- For **floor work and screed laying** to smooth out and level the surface
- In **gardening and landscaping work** to smooth out and level rough materials, such as sand or gravel

Type AL 2L-2G levelling board: Perfect for checking the evenness of large surfaces



Length	2.0 m	2.5 m	3.0 m	4.0 m
Art. No.	07802	07832	07803	07833



- For **floor work and screed laying** to smooth out and level the surface
- In **gardening and landscaping work** to smooth out and level rough materials, such as sand or gravel
- In **drywall construction** to check the edges of trusses

- Levelling board for smoothing out and levelling construction material
- Two finger-grip openings for a secure hold
- Integrated horizontal and vertical vials for checking horizontal and vertical planes
- Torsion-resistant aluminium rectangular profile
- Two-chamber profile shape for high stability
- Plastic end caps to protect against impact and dirt
- Profile cross-section: 18 mm x 100 mm

- Levelling board for smoothing out and levelling construction material
- Integrated horizontal vial for checking the horizontal plane
- Torsion-resistant aluminium rectangular profile
- Two-chamber profile shape for high stability
- Plastic end caps to protect against impact and dirt
- Profile cross-section: 18 mm x 100 mm

Type AL 1L levelling board: Perfect for checking the evenness of large surfaces



Length	1.5 m	2.0 m	2.5 m	3.0 m
Art. No.	07819	07807	07820	07800



- For **floor work and screed laying** to smooth out and level the surface
- In **gardening and landscaping work** to smooth out and level rough materials, such as sand or gravel

Type TRK feather edge: Ideal for smoothing out plaster



Length	1.0 m	1.2 m	1.5 m	1.8 m	2.0 m
Art. No.	07829	07830	07808	07831	07809



- For **plastering work** to smooth out plaster

- Slender aluminium trapezoidal profile for smoothing out plaster
- Integrated gripping ridge for a secure hold
- Plastic end caps to protect against impact and dirt
- Profile cross-section: 18 mm x 97 mm

- Levelling board for smoothing out and levelling construction material
- Integrated horizontal and vertical vials for checking horizontal and vertical planes
- Torsion-resistant aluminium rectangular profile
- Two-chamber profile shape for high stability
- Plastic end caps to protect against impact and dirt
- Profile cross-section: 18 mm x 100 mm

Type AL 2L levelling board: Perfect for checking the evenness of large surfaces



Length	1.0 m	1.5 m	1.8 m	2.0 m	2.5 m	3.0 m
Art. No.	07821	07822	07823	07824	07825	07826



- For **floor work and screed laying** to smooth out and level the surface
- In **gardening and landscaping work** to smooth out and level rough materials, such as sand or gravel
- In **drywall construction** to check the edges of trusses

Type HAK h-profile feather edge: Ideal for smoothing out plaster surfaces



Length	1.0 m	1.2 m	1.5 m	1.8 m	2.0 m
Art. No.	07827	07810	07811	07812	07828



- For **plastering work** to smooth out plaster surfaces

- Torsion-resistant aluminium H profile
- Precisely worked H profile produces a clean surface finish
- H profile shape sits well in the hand during work
- Profile cross-section: 27 mm x 112 mm

2 YEAR GUARANTEE

Laser and electronic modules warranty declaration

In addition to the statutory rights to which the purchaser is entitled and which are not limited by this guarantee, STABILA guarantees the instrument against defects and the absence of the warranted characteristics resulting from material or manufacturing defects for a period 24 months from the date of purchase. This guarantee is valid worldwide. STABILA has the right to decide at its own discretion whether the defects will be rectified by being repaired or whether the instrument will be replaced.

STABILA accepts no further liability. Defects caused by improper handling (e. g. damage caused by the effects of powerful electric currents, operating the instrument with the incorrect voltage / type of current, use of unsuitable power sources) as well as modifications to the instrument undertaken by the purchaser or third parties invalidate the guarantee. No liability is accepted for normal wear and tear and minor defects which do not detract from the function of the instrument.

Please send your claims under the guarantee along with the completed guarantee certificate to the guarantor:

STABILA Messgeräte
Gustav Ullrich GmbH
Landauer Str. 45
76855 Annweiler
Germany

Scope of warranty declaration for lasers and electronic modules

The warranty declaration is valid for all of the following STABILA lasers / for STABILA products with an integrated electronic module:

Laser levels	LAR 350, LAR 300, LAR 160, LAR 160 G, FLS 90, LA 180 L, LAX 400, LAX 300, LAX 300 G, LAX 50, LAX 50 G, LA-5P
Receivers	REC 410 Line RF, REC 160 RG, REC 300 Digital
Laser distance measurers	LD 520, LD 320, LD 250 BT, LD 220
Electronic measuring tools	TECH 196 electronic IP 65*, TECH 196 M electronic IP 65*, TECH 80 A electronic*, TECH 700 DA*, TECH 1000 DP*, TECH 500 DP*

* The warranty statement "2 years" only relates to the electronic module integrated into the product, not the assured features of the spirit level.

10 YEAR GUARANTEE

Spirit level warranty declaration

In addition to the statutory rights to which the purchaser is entitled and which are not limited by this guarantee, STABILA guarantees the instrument against defects and the absence of the warranted characteristics resulting from material or manufacturing defects for a period of 10 years from the date of purchase. This guarantee is valid worldwide. STABILA has the right to decide at its own discretion whether the defects will be rectified

by being repaired or whether the instrument will be replaced. STABILA accepts no further liability. Defects caused by improper handling or modifications to the instrument undertaken by the purchaser or third parties invalidate the guarantee. No liability is accepted for normal wear and tear and minor defects which do not detract from the function of the instrument.

Please send your claims under the guarantee along with proof of purchase to the guarantor:

STABILA Messgeräte
Gustav Ullrich GmbH
Landauer Str. 45
76855 Annweiler
Germany

Scope of warranty declaration for spirit levels

The warranty declaration is valid for all models of the following STABILA spirit level series:

Series 70	Type 70, Type 70-2, Type 70 M, Type 70 W, Type 70 P-2-2, Type 70 MAS, Type 70 electric, Type 70 T, Type 70 TM, Type 70 TMW
Series 80	Type 80 U, Type 80 U-2, Type 80 M Installation
Series 80 AS	Type 80 AS, Type 80 AS-2, Type 80 ASM
Series 81	Type 81 S, Type 81 SM, Type 81 S REM, Type 81 SV REM W45, Type 81 SV REM W360
Series 82	Type 82 S
Series 83	Type 83 S
Series 96	Type 96-2, Type 96-2-M, Type 96-2-K
Series 196	Type 196, Type 196-2, Type 196-2-K, Type 196-2 LED
Series 106 T	Type 106 T, Type 106 TM
Series 80 T	Type 80 T
Series R 300	Type R 300
Series TECH	TECH 80 A electronic*, TECH 196 electronic IP 65*, TECH 196 M electronic IP 65*, TECH 700 DA*

* The warranty statement "10 years" refers to all the assured features of the spirit level, not to the electronic module integrated into the product.

