

FloorCare

Product Range 2021



Numatic

Contents

Hurricane Rotary Floor Machines	4-6	TwinTec Mains	12-15	Ride-on Floor Machines	28-31
NuShine Rotary Floor Machine	7	NX300 Battery	16	Accessories	32-35
NuSpeed Rotary Floor Machines	8-9	TwinTec Battery	17-25		
Nu-Assist	10-11	Compact Ride-on Floor Machines	26-27		



Cleaning is a **big responsibility**. We are living in an era where we are compelled to do more, **higher quality, consistent cleaning** to keep our employees, customers and the public safe.

Numatic FloorCare delivers consistent professional results in even the most demanding environments, with innovative, reliable and effective solutions driving increased productivity levels.

NEW

TTB1840NX

Equipped with new NX300 36V Battery Technology, delivering 300Wh energy storage capacity and 60 mins of consistent powerful cleaning.



HFM1015G Floor Machine

The HFM1015G 150rpm machine is equipped with the 1000W Hurricane motor providing a light-weight and economical solution.

All Hurricane models incorporate our ATC, Automatic Torque Control, monitoring and balancing operational power input throughout the cleaning cycle.

BUILT to Last
Powerful, heavy-duty Hi-Cool 1000W long-life motor.

PERFORMANCE You Can Trust
Long-life, low-load, oil filled planetary gearbox delivers seamless power transmission to the floor, ensuring excellent results.

POWERFUL CLEANING Results
User-friendly features offers power, convenience and efficiency.



Large Solution Tank Option



Planetary Gearbox

Model	HFM1015G
Motor (W)	1000
Deck (MM)	450
Brush (MM)	450
Pad (MM)	400
NET Weight (KG)	26.0
Power (Volts AC/Hz)	230 / 50
Brush Speed (RPM)	150
Vacuum (DRY)	Optional
Cleaning Range (M)	32.0
Dimensions WxLxH (MM)	460x560x1250

USER Comfort
Find the perfect working position with fully adjustable handle.

WIDE RANGE of Accessories
A wide range of accessories available for all applications. (See page 32-34).



NuLoc2 Pad Drive System Option (See page 32)



HFM1015G



Optional Hi-Dust Motor Filter



Simple Controls

Brush Speed **150rpm**
• Scrubbing

HFM1500G Series Floor Machine

The HFM1500G series is available in a choice of 4 different speeds, 150rpm, 230rpm, 300rpm and extra Hi-speed 450rpm.



Optional Solution Tank



Easy Plugged Cable Storage



Fully Adjustable Handle

PERFORMANCE You Can Trust
Long-life, low-load, oil filled planetary gearbox delivers seamless power transmission to the floor, ensuring excellent results.

BUILT to Last
Powerful heavy-duty Hi-Cool 1500W long-life motor.

PROFESSIONAL CLEANING Performance
With the range of speeds available, machines can be selected to cover the whole range of floor care maintenance be it scrubbing, polishing, buffing, burnishing or spray cleaning.

USER Comfort
Find the perfect working position with fully adjustable handle.

WIDE RANGE of Accessories
A wide range of accessories available for all applications. (See page 32-34).



Optional 10kg Additional Weight (150rpm)



For Genuine Numatic
Brushes, Pads
and Accessories
see page 32-34

GENUINE
Numatic
PART



HFM1515G
Brush Speed **150rpm**
• Scrubbing

HFM1523G
Brush Speed **230rpm**
• General Purpose

HFM1530G
Brush Speed **300rpm**
• Polishing

HFM1545G
Brush Speed **450rpm**
• Polishing



Model	HFM1515G / 1523G / 1530G / 1545G
Motor (W)	1500
Deck (MM)	450
Brush (MM)	450
Pad (MM)	400
NET Weight (KG)	32.0
Power (Volts AC/Hz)	1515G / 1523G / 1530G - 230 / 50/60 1545G - 230 / 50
Brush Speed (RPM)	150 / 230 / 300 / 450
Vacuum (DRY)	Optional
Cleaning Range (M)	32.0
Dimensions WxLxH (MM)	460x560x1250

HFT1530G Dual Speed

There are more and more applications where the floor machine must fulfil two functions literally at the “Flick of a Switch”.

BUILT to Last
Powerful, heavy-duty Hi-Cool 1000W / 1250W long-life motor.

PERFORMANCE You Can Trust
Incorporating ATC (Automatic Torque Control) to monitor and balance operational power input throughout the cleaning cycle.

POWERFUL CLEANING Results
Dual speed motor offers power, convenience and efficiency.


USER Comfort
Find the perfect working position with fully adjustable handle.

WIDE RANGE of Accessories
A wide range of accessories available for all applications. (See page 32-34).



Brush 150/
Speed 300rpm
• Scrubbing
• Polishing

HFT1530G




Fully Adjustable Handle

Model	HFT1530G
Motor (W)	1000 / 1250
Deck (MM)	450
Brush (MM)	450
Pad (MM)	400
NET Weight (KG)	32.0
Power (Volts AC/Hz)	230 / 50/60
Brush Speed (RPM)	150 / 300
Vacuum (DRY)	Optional
Cleaning Range (M)	32.0
Dimensions WxLxH (MM)	460x560x1250



HFT Twin Speed Selection



Optional 10kg Additional Weight (150rpm)

HNS1550G High Speed Burnisher

Great styling, easy control and powerful. Designed to allow for effortless performance at higher burnishing speeds.

When size and weight are a factor, the HNS offers the ideal balance.

BUILT to Last
Powerful, heavy-duty Hi-Cool 1500W long-life motor.

EFFORTLESS Manoeuvrability
All directional control for a consistently high standard of finish.

POWERFUL CLEANING Results
Brush Pressure Monitor for complete control of the perfect surface finish, achieving optimum results with superior handling.

PERFORMANCE You Can Trust
Incorporating ATC (Automatic Torque Control) to monitor and balance operational power input throughout the cleaning cycle.


USER Comfort
Find the perfect working position with fully adjustable handle.

Fully Adjustable Handle
Find the perfect working position.

Simple Load Adjustment
Powerful cleaning results with pad pressure control and the perfect surface finish.

Directional Castors
Effortless manoeuvrability with directional control for a consistently high-standard of finish.

Skirt Buffer
Providing wall and door protection.



Brush Speed 1500rpm
• Burnishing

Simple Load Adjustment



LCD Power / Overload Indicator

Ease of Transit
Transport wheels for ease of transit.

HNS1550G

Model	HNS1550G
Motor (W)	1500
Deck (MM)	500
Pad (MM)	500
NET Weight (KG)	35.0
Power (Volts AC/Hz)	230 / 50
Brush Speed (RPM)	1500
Pad Pressure	Variable
Cleaning Range (M)	32.0
Dimensions WxLxH (MM)	560x740x1260

NLL332 / 415 Rotary Floor Machine

The NuSpeed LoLine will put truly usable power, convenience and efficiency in the hands of the operator, providing superb results.



NLL415
Brush Speed **150**rpm
• Lightweight
• General Purpose

NLL332
Brush Speed **200**rpm
• Lightweight
• General Purpose

EASY Storage
Compact and lightweight design that folds flat for easy storage.

UNRIVALLED Performance
200rpm equalling performance of bigger industrial machines.

WIDE RANGE of Accessories
A range of accessories, pads and brushes available. (See page 32-34).

POWERFUL CLEANING Results
User-friendly features offers power, convenience and efficiency.

NULOC2 System
Optional pad interchange systems, quick, simple and secure.



Solution Tank Option

Easy Storage
Folds flat for compact convenience.

Solution Tank Optional

Wide Range of Accessories
A variety of brushes and pads are available to suit your cleaning needs.



Model	NLL332	NLL415
Tank Capacity (L)	4	4
Motor (W)	400	400
Deck (MM)	330	400
Brush (MM)	330	400
Pad (MM)	330	360
NET Weight (KG)	18.0	18.5
Power (Volts AC/Hz)	230 / 50	230 / 50
Brush Speed (RPM)	200	150
Cleaning Range (M)	32.0	32.0
Dimensions WxLxH (MM)	330x540x1145	360x540x1145

NR1500S Heavy-duty Floor Machine

The NuSpeed range of professional FloorCare machines has been specifically designed to provide optimum results whatever the application.



(See page 32-34 for Full Accessories)



Planetary Gearbox



Brush Speed **150**rpm
• Heavy Duty Scrubbing

Folds Flat for Easy Storage

BUILT to Last
Powerful, heavy-duty Hi-Cool 1500W long-life motor.

XTRA Weight
An increase in operation weight of 40kg for Xtra powerful cleaning.

PERFORMANCE You Can Trust
Automatic Torque Control (ATC) balances power input.

POWERFUL CLEANING Results
User-friendly features offers power, convenience and efficiency.

WIDE RANGE of Accessories
A wide range of accessories available for all applications. (See page 32-34).

Model	NR1500S
Motor (W)	1500
Deck (MM)	450
Brush (MM)	450
Pad (MM)	400
NET Weight (KG)	40.0
Power (Volts AC/Hz)	230 / 50/60
Brush Speed (RPM)	150
Vacuum (DRY)	Optional
Cleaning Range (M)	32.0
Dimensions WxLxH (MM)	450x580x1250

Images may include optional accessories for illustration purposes.

Nu-Assist Increase Cleaning Productivity

Providing training is not always straightforward and can be time-consuming, complex and costly.

The Nu-Assist App offers the benefit of online training, through a simple, versatile, and user-friendly solution, resulting in increased cleaning performance and productivity.

Multilingual Support

With Nu-Assist on-hand, you and your team have 24/7 access to multilingual training, troubleshooting and maintenance content from any mobile device, increasing cleaning productivity across the board.



Download the App



Nu-Assist delivers multilingual training, troubleshooting and maintenance content, from one convenient App.

Visit: numatic.com/apps/nu-assist

Training and Support Around the Clock

Quick Start Guides


Don't delay and get straight to business with our quick start guides. Learn how to get your machine up and running and start achieving those high-quality cleaning results as quickly as possible.

Maintenance Video

Find out how to effectively maintain your machine in order to ensure maximum cleaning productivity, time and time again.

Troubleshooting Video

Got a problem with your machine? Get help whenever you need it with Nu-Assist. Our wide range of handy troubleshooting videos help you to identify and resolve problems quickly and easily, meaning less down time and more time to get the job done.



Quick Start Videos

How it works

1. Scan the QR Code on the Machine
2. Open in App or Mobile Browser
3. View Quick Start Videos
4. Carry Out Maintenance Checklist
5. Complete Operator Training



Troubleshooting and Maintenance Videos

Auto Product Finder loads relevant training content



TT1535G Cylinder Power Brush

Designed to be compact, easy to operate and exceptionally manoeuvrable when in use, whilst the oversized transit wheels allow easy movement to and from any specific locations.



TT1535G
Brush Speed **1000**rpm
Tank Capacity **15**L

POWERFUL Cleaning Results

Cylinder Power Brush ensures deep, powerful cleaning results.

USER Comfort

Easy to use operator controls and multi-directional operation.

UNRIVALLED Performance

Walk forwards and reverse without loss of performance.

EASE of Transit

Oversized transit wheels and swing steering for easy movement.

COMPACT & Convenient


Compact, yet exceptionally manoeuvrable design.



Adjustable Water Flow



Simple Operator Controls



Easy Brush Change



Overfill Cut-off System

Model	TT1535G
Tank Capacity (L)	15
Motor (W)	1000
Brush Motor (W)	400
Brush (MM)	350
NET Weight (KG)	38.0
Power (Volts AC/Hz)	230 / 50
Brush Speed (RPM)	1000
Cleaning Range (M)	42.0
Dimensions WxLxH (MM)	480x750x740

TT1840G Compact Mains Scrubber Dryer

The TwinTec 1840 cable machine has been designed to address the question of size, being exceptionally compact, yet with performance equal to bigger machines.



Handle Folds Flat for Easy Storage



TT1840G
Brush Speed **150**rpm
Tank Capacity **18**L

Tilting Deck for Easy Brush / Pad Change

COMPACT & Convenient

Performance of a bigger machine, in a smaller, more convenient package.

CLEAN, DRY & SAFE Floors in Minutes

Consistent, quick and high-quality cleaning results, wherever they're needed.

OPTIMISE Productivity Everywhere

Compact and unobtrusive design for small and congested areas.

USER-FRIENDLY Controls

Incorporating user-friendly, colour-coded controls and soft-touch dash.

EASY Brush or Pad Change

Quickly and easily change the brush or pad one-handed.



Simple Controls



Visible Operation

Numatic **Nu-Assist**

Model	TT1840G
Tank Capacity (L)	18
Motor (W)	300
Brush Motor (W)	400
Deck (MM)	400
Brush (MM)	400
Pad (MM)	360
NET Weight (KG)	38.5
Power (Volts AC/Hz)	230 / 50
Cleaning Range (M)	42.0
Brush Speed (RPM)	150
Dimensions WxLxH (MM)	520x880x1132

TT4045G/4055G Walk-behind Mains Scrubber Dryer

The TwinTec mains cable range has masterful performance moving under its own brush power with amazing speed and purpose. Available with 450mm or 550mm scrub width.

POWERFUL Cleaning Results

Powerful wet pick-up with heavy-duty Polyform tanks and TwinFlo vacuum motor.

USER Comfort

Incorporating user-friendly controls, including simple vacuum and water switch.

BUILT to Last

Heavy-duty Structofoam chassis construction to endure years of industrial use.

STAY CLEANING for Longer

Huge 40L capacity, 150rpm brush speed and 450mm brush width (TT4045G) or 550mm brush width (TT4055G).

FLEXIFILL System

Easy filling and emptying system.



Numatic Assist



Operator Friendly Colour-coded Additional Fill and Filter Point

Model	TT4045G	TT4055G
Tank Capacity (L)	40	40
Motor (W)	1200	1200
Brush Motor (W)	1500	1500
Deck (MM)	450	550
Brush (MM)	450	550
Pad (MM)	400	500
NET Weight (KG)	67.0	68.0
Power (Volts AC / Hz)	230 / 50	230 / 50
Cleaning Range (M)	42.0	42.0
Brush Speed (RPM)	150	150
Dimensions WxLxH (MM)	470x890x1100	560x935x1100



Fully Adjustable Handle



Tilting Deck for Easy Brush Change and Storage

TT6650G Walk-behind Mains Scrubber Dryer

The TT6650G cable machine is a genuine workhorse providing a truly cost effective answer to big area, low cost floor maintenance.



PROFESSIONAL Results

Powerful wet pick-up with Polyform tanks and TwinFlo Vacuum Motor.

USER Comfort

Simple operator controls with fully adjustable handle and FlexiFill system.

BUILT to Last

Heavy-duty Structofoam chassis construction to endure years of industrial use.


STAY CLEANING for Longer

Huge 60L capacity, 150rpm brush speed and 650mm brush width.

EASY Brush or Pad Change

Quickly and easily change the brush or pad with the tilting deck.

Model	TT6650G
Tank Capacity (L)	60
Motor (W)	1200
Brush Motor (W)	1500
Deck (MM)	650
Brush (MM)	650
Pad (MM)	600
NET Weight (KG)	87.6
Power (Volts AC / Hz)	230 / 50
Cleaning Range (M)	42.0
Brush Speed (RPM)	150
Dimensions WxLxH (MM)	970x1260x1230



Long-life, Durable, Rust-free Stainless Steel Chassis



Operator Friendly Colour-coded Touch Point Easy to Fill with Intergrated Filter

NEW NX300 Pro Cordless Battery
Professional Cordless Cleaning Connectivity



Power Driving Productivity 36V Lithium Power, Fast Charge, One Fits All

NEW TTB1840NX Compact Battery Scrubber Dryer

High-performance digital motor, powerful NX300 36V battery technology and precision-engineered floor tool for clean, dry and streak-free floors.



TTB1840NX
Brush 130/
Speed 150rpm
Tank Capacity 18L

COMPACT & Convenient
With the cleaning performance of a much bigger machine, ideal for cleaning tighter spaces and public areas.

CLEAN, DRY & SAFE
Floors in Minutes
Consistent, quick and high-quality cleaning results, wherever they're needed.

SUSTAINABLE Cleaning
Our Centrifugal Water System ensures precise distribution across the brush or pad, delivering on cleaning performance whilst saving water.

STAY Cleaning for Longer
New NX300 36V Battery Technology delivers 300Wh energy storage capacity with 60mins runtime, delivering consistent, powerful cleaning.

FAST Charge
Charged and ready to go in just 1 hour. The NX300 battery packs recharge to 80% in just 1 hour.



Quick Change NX Battery Pack



Quick and Easy Brush Change



Easy Emptying Hose



Centrifugal Water System

Model	TTB1840NX
Tank Capacity (L)	18
Motor (W)	100
Brush Motor (W)	175
Deck (MM)	400
Brush (MM)	400
Pad (MM)	360
NET Weight (KG)	34.0
Power (V)	36
Runtime (HR)	1
Recharge Time (HR)	1 - 80% / 2 - 100%
Brush Speed (RPM)	150
Dimensions WxLxH (MM)	520x850x1132

HGB/TGB3045 Walk-behind Battery Scrubber Dryer

The 3045 is where it all started. It has been a leader for over 20 years and offers the best of both worlds with compact design and a full width cleaning capability.

POWERFUL Cleaning

Powerful wet pick-up with heavy-duty Polyform tanks and TwinFlo vacuum motor.

CLEAN, DRY & SAFE Floors in Minutes

Consistent, quick and high-quality cleaning results, wherever they're needed.

CORDLESS FREEDOM, Flexibility & Safety

Total freedom, flexibility and safety of cable-free operation.

USER-FRIENDLY Controls

Incorporating user-friendly, colour-coded controls.

BUILT to Last

Incredibly tough and chemical resistant Structofoam moulded chassis.

Independently rated the **UK's most reliable** vacuum brand



HGB3045

HVR200

Model	HGB3045 / TGB3045
Tank Capacity (L)	30
Motor (W)	400
Brush Motor (W)	300
Deck (MM)	450
Brush (MM)	450
Pad (MM)	400
NET Weight (KG)	90.0
Power Volts (V / Ah 55)	2x12 (24)
Runtime (MIN)	90
Recharge Time (HR)	10
Brush Speed (RPM)	100
Dimensions WxLxH (MM)	470x890x1100



Structofoam Chassis



Simple Controls



Polyform Tanks
Heavy-duty clean and dirty water tanks.

Skirt Buffers
Providing wall and door protection.



On-board Charger

User-friendly Controls
Simple to set up and easy to use, by any operator.

TGB3045
Brush Speed **100** rpm
Tank Capacity **30** L



Adjustable Floor Tool
Easy lifting and lowering of the precision engineered floor tool.

Clean, Dry & Safe Floors
Our blades deliver optimum cleaning results.

Tilting Brush Deck
Easy brush / pad change and storage.

Tough professional construction that offers powerful cordless cleaning results with long-life GelTec batteries and user-friendly controls that includes clear battery meter indicator.

Nu-Assist

cunha  mendes cunha, lda
Equipamentos Industriais

TGB4045/4055/T Walk-behind Battery Scrubber Dryer

Optimise cordless convenience with 40L capacity and 450mm or 550mm scrub width, user-friendly controls and on-board charging system help make for true versatile cleaning convenience.

Tough professional construction that offers powerful cordless cleaning results, with long-life GelTec batteries and clear battery meter indicator.



Fully Adjustable Handle

POWERFUL Cleaning Results

Powerful wet pick-up with heavy-duty Polyform tanks and TwinFlo vacuum motor.

CLEAN, DRY & SAFE Floors in Minutes

Consistent, quick and high-quality cleaning results, wherever they're needed.

CORDLESS FREEDOM, Flexibility & Safety

Total freedom, flexibility and safety of cable-free operation.

EFFORTLESS Cleaning


The TGB4055T model offers effortless cleaning with powerful traction unit, essential where inclines such as wheelchair ramps are present.

STAY CLEANING for Longer

Huge 40L capacity, 100rpm brush speed and 450mm brush width (TGB4045) or 550mm brush width (TGB4055/T).



Tilting Deck for Easy Brush Change and Storage



Floor Tool Lifting Handle



Nu-Assist

Increase Cleaning Productivity

The Nu-Assist App offers the benefit of online training, through a simple, versatile, and user-friendly solution, resulting in increased cleaning performance and productivity.

How it works

1. Scan the QR Code on the Machine
2. Open in App or Mobile Browser
3. View Quick Start Videos
4. Carry Out Maintenance Checklist
5. Complete Operator Training



Visit:
numatic.com/apps/nu-assist



Operator Friendly Colour-coded Additional Fill and Filter Point

Model	TGB4045	TGB4055 / T
Tank Capacity (L)	40	40
Motor (W)	400	400
Brush Motor (W)	300	300
Deck (MM)	450	550
Brush (MM)	450	550
Pad (MM)	400	508
NET Weight (KG)	128.0	129.5 / 139.5
Power Volts (V / Ah 100)	2x12 (24)	2x12 (24)
Runtime (HRS)	2.25	2.25 / 2.0
Recharge Time (HR)	8	8
Brush Speed (RPM)	100	100
Dimensions WxLxH (MM)	470x1070x1160	560x1115x1160

TGB6055/T Walk-behind Battery Scrubber Dryer

Cordless convenience, with huge 60L capacity and 550mm scrub width, the TGB6055 models addresses the need for bigger capacity whilst maintaining compact design.



POWERFUL
Cleaning Results
Powerful wet pick-up with heavy-duty Polyform tanks and TwinFlo vacuum motor.

CLEAN, DRY & SAFE
Floors in Minutes
Consistent, quick and high-quality cleaning results, wherever they're needed.

CORDLESS FREEDOM,
Flexibility & Safety
Total freedom, flexibility and safety of cable-free operation.

USER-Friendly Features
Incorporating user-friendly, colour-coded controls.

VERSATILE Convenience
Just plug and go with convenient on-board charging system.



Polyform Tanks
Heavy-duty clean and dirty water tanks.

User-friendly Controls
Simple to set-up and easy to use, by any operator.

TGB6055/T
Brush Speed **100** rpm
Tank Capacity **60** L

Skirt Buffers
Providing wall and door protection.

Tilting Brush Deck
Easy brush / pad change and storage.

Clean, Dry & Safe Floors
Our blades deliver optimum cleaning results.



Simple Controls



Plug-in Charger System



Easy Battery Access



FlexiFill Hose

Nu-Assist

Model	TGB6055	TGB6055T
Tank Capacity (L)	60	60
Motor (W)	400	400
Brush Motor (W)	300	300
Deck (MM)	550	550
Brush (MM)	550	550
Pad (MM)	508	508
NET Weight (KG)	165.0	172.5
Power Volts (V / Ah)	2x12 (24 / 100)	2x12 (24 / 100)
Runtime (HRS)	2.25	2.25
Recharge Time (HR)	8	8
Brush Speed (RPM)	100	100
Dimensions WxLxH (MM)	560x1425x1120	560x1425x1120

TGB8572 Walk-behind Dual Brush Scrubber Dryer

Powerful cordless cleaning achieved with dual brush design, large 85L capacity and wide 720mm cleaning width, producing clean floors in no time at all, with less time spent on emptying and refilling!

The dual brush design allows for increased pressure from the brushes to the floor, perfect for areas that see heavy traffic and require a deep clean.



TGB8572
Brush Speed **150** rpm
Tank Capacity **85** L

- POWERFUL** Cleaning Results
Powerful wet pick-up with dual brush design, providing deep cleaning.
- CLEAN, DRY & SAFE** Floors in Minutes
Consistent, quick and high-quality cleaning results, wherever they're needed.
- CORDLESS FREEDOM,** Flexibility & Safety
Total freedom, flexibility and safety of cable-free operation.
- USER-Friendly** Features
Incorporating user-friendly, colour-coded controls.
- VERSATILE** Convenience
Just plug and go with convenient on-board charging system.

Model	TGB8572
Tank Capacity (L)	85
Motor (W)	400
Brush Motor (W)	600
Deck (MM)	2 x 370
Brush (MM)	2 x 370
Pad (MM)	2 x 360
NET Weight (KG)	270.0
Power Volts (V / Ah 200)	4x12 (24)
Runtime (HRS)	5
Recharge Time (HR)	8-10
Brush Speed (RPM)	150
Dimensions WxLxH (MM)	762x1513x1144



Handy Bottle Holder



Floor Tool Lifting / Lowering Handle

Nu-Assist

DUAL BRUSH Design
Powerful cleaning with wide-track design.



Easy Maintenance
Easy access to batteries and fuses.



Traction Speed Control
Set desired speed as required, depending on floor type.

Key Ignition Switch
Simply turn the key to position 1 to get started.

Water Flow Rate
Stay in control of how much water is required throughout the cleaning cycle.

Emergency Stop
In an emergency, strike the stop button and the machine will be disabled.



CRG8055 Compact Ride-on

The CRG8055 will go into places where bigger machines are not suitable and anything smaller is just too small.



Numatic Nu-Assist

CRG8055
Brush Speed 150rpm
Tank Capacity 80L

POWERFUL Cleaning Results

Go where bigger machines are not suitable and anything smaller is just too small.

CLEAN, DRY & SAFE Floors in Minutes

Consistent, quick and high-quality cleaning results, wherever they're needed.

COMPLETE Cleaning Control

Fully adjustable speed control and easy access to batteries and fuses.

PROMOTES Safety

Anti-tip system, emergency stop, horn, power-off key and hazard warning light.

STAY CLEANING for Longer

Huge 80L capacity, 150rpm brush speed and 550mm brush width (CRG8055) or 2 x 370mm brush width (CRG8072).

CRG8072 Compact Dual Brush Ride-on

All the benefits of CRG compact design with added wide-track cleaning.

The CRG8072 brings all the features of the popular 8055 model with an additional 30% scrub width. The 2 x 370mm brush configuration provides an astonishing 720mm cleaning width on a ultra compact Ride-on. More cleaning... same user convenience.

CRG8072
Brush Speed 150rpm
Tank Capacity 80L

Promotes Safety

Be easily seen and heard with the hazard warning light, horn and emergency stop button.



Hazard Warning Light

FlexiFill Hose

Simple and safe emptying filling with the FlexiFill hose.

Versatile Convenience

Just plug and go with on-board charging.

Simple Brush/ Pad Change

Easy access for brush and pad change.

Anti-tip System

Take sharp turns and corners safely with the anti-tip system.

Powerful Cleaning

Dual 720mm Scrub Brushes.

DUAL BRUSH Design

Powerful cleaning with wide-track design.


Model (Ah)	CRG8055 - (100 / 120)
Tank Capacity (L)	80
Motor (W)	400
Brush Motor (W)	600
Traction Drive (W)	400
Deck (MM)	550
Brush (MM)	550
Pad (MM)	508
Drive Speed (KM/h)	6 (Max)
NET Weight (KG) (Ah 100 / 120)	188.0 / 200.0
Power Volts (V / Ah 100 / 120)	2x12 (24)
Runtime (HR) (Ah 100 / 120)	2 / 3
Brush Speed (RPM)	150
Dimensions WxLxH (MM)	805x1460x1160



FlexiFill Hose



Easy Battery and Filter Access



Precision Engineered Floor Tool



Optional Caddy Kit

Model (Ah)	CRG8072 - (100 / 120)
Tank Capacity (L)	80
Motor (W)	400
Brush Motor (W)	600
Traction Drive (W)	400
Deck (MM)	720
Brush (MM)	2 x 370
Pad (MM)	2 x 360
Drive Speed (KM/h)	6 (Max)
NET Weight (KG) (Ah 100 / 120)	208.0 / 220.0
Power Volts (V / Ah 100/120)	2x12 (24)
Runtime (HR) (Ah 100/120)	2 / 3
Brush Speed (RPM)	150
Dimensions WxLxH (MM)	948x1460x1160

TRG720 The All-rounder Ride-on

Providing cordless convenience with longer runtime, 720mm scrub width and on-board charging system.

Designed to provide long, simple and reliable service day in, day out, with powerful and professional results, whatever the environment.

POWERFUL
Cleaning Results
Powerful and professional results, whatever the environment.

CLEAN, DRY & SAFE
Floors in Minutes
Consistent, quick and high-quality cleaning results, wherever they're needed.

COMPLETE Cleaning Control
Intuitive dashboard with operator controls and colour-coded controls.

PROMOTES Safety
Anti-tip system, emergency stop, horn, power-off key and hazard warning light.

ENHANCED Specification
The traction controller gives improved drivability and manoeuvrability, with a slow start/stop feature, smooth acceleration/deceleration and auto slow-down on tight turns.



Promotes Safety
Be easily seen and heard with the hazard warning light, horn and emergency stop button.

Adjustable Floor Tool
Easy lifting and lowering of the precision engineered floor tool.

Stay Cleaning for Longer
Less time spent emptying and refilling and more time cleaning with huge 120L capacity.



Control Panel

Model (Ah)	TRG720 - (200 / 300)
Tank Capacity (L)	120
Motor (W) 2-Stage / 3-Stage	400 / 600
Brush Motor (W)	600
Deck (MM)	720
Brush (MM)	2 x 370
Pad (MM)	2 x 360
Drive Speed (KM/h)	6 (Max)
NET Weight (KG)	357.0 / 422.0
Power Volts (V / Ah 200)	4x12 (24)
Power Volts (V / Ah 300)	6x12 (24)
Runtime (HR) (Ah 200 / 300)	3.5 / 5.5
Recharge Time (HR)	8-12
Brush Speed (RPM)	150
Dimensions WxLxH	948x1752x1385

Simple Brush / Pad Change
Easy access for brush and pad change.

120L capacity with a fixed 720mm twin brush power head, the TRG720 is ready to go.



Clean, Dry & Safe Floors
Our blades deliver optimum cleaning results.

Nu-Assist



TRG720
Brush Speed **150** rpm
Tank Capacity **120** L



Drive Wheel Protector



Easy Brush Change



Simple to Remove Filters

TTV678G Variable Brush Width Ride-on

True cordless convenience and customisation by choice of 3 scrubbing widths and longer runtime.

One machine, 3 different working widths: 650, 750 and 850mm and all set with a simple selection lever. This doesn't even need tools – anybody can do it, just set the width you require and you're ready to go.

POWERFUL Cleaning Results

3-in-1 brush system provides a choice of scrubbing widths for almost any surface.

CLEAN, DRY & SAFE Floors in Minutes

Consistent, quick and high-quality cleaning results, wherever they're needed.

COMPLETE Cleaning Control

Fully adjustable speed control, easy access to batteries and fuses and simple brush changes.

PROMOTES Safety

Anti-tip, emergency stop button, horn, power off key and hazard warning light.

USER-FRIENDLY Features

Incorporating user-friendly, colour-coded controls.



Easy Maintenance

Easy access to batteries and fuses.

Water Flow Rate / Brush Speed / Chemical Mix

Set automatic Water Flow Rate, Brush Speed and Chemical Mix as required, depending on floor type.

Charger Status Light

Whilst the batteries are charging, clearly see the status of the charge phases.

Key Ignition Switch

Simply turn the key to position 1 to get started.

Operator Pre-sets


Pre-set your cleaning requirements, ready to go for the task ahead.

Battery Meter Display


Whilst in use, quickly see the charge level of the batteries; when fully charged all the lights are illuminated.

Emergency Stop

In an emergency, strike the stop button and the machine will be disabled.



Hazard Light





Easy Brush Change



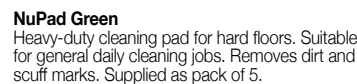
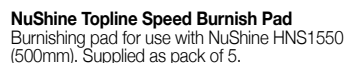
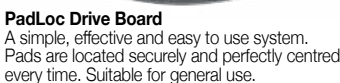
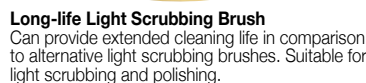
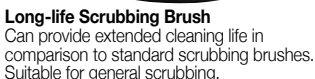
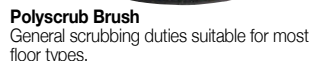
Model (Ah)	TTV678G - (300 / 400)
Tank Capacity (L)	120
Vac Motor (W)	600
Brush Motor (W)	3x400
Traction Drive (W)	600
Brush (MM)	3x300
Pad (MM)	3x300
Scrub Widths (MM)	650 / 750 / 850
Brush Speed (RPM)	50 / 100 / 150 / 200
Drive Speed (KM/h) (Max)	7
NET Weight (KG) 300 / 400Ah	500.0 / 566.0
Power Volts (V / Ah 300)	6x12 (24)
Power Volts (V / Ah 400)	8x12 (24)
Runtime (HR) (Ah 300 / 400)	3.5 / 4.5
Recharge Time (HR)	8-12
Dimensions WxLxH	1054x1676x1425

The Vario TTV678G, three brush widths in one system.

The unique arrangement of 3 independent scrubbing heads which, by virtue of a simple selection lever, can provide a choice of scrubbing widths which, with the addition of a selection of brushes and pads, can provide customised performance on almost any surface application.



Careful selection of quality brushes and pads will ensure your FloorCare machine always operates at its best.



Guidance only - Each application should be assessed before selection of brush / pad. Specification subject to change without prior notice.  Supplied with standard machine

Using genuine Numatic accessories will ensure you achieve the best results from your FloorCare machine.

Each accessory is developed with professional cleaners in mind, good quality design makes all the difference when a task is repeated day after day.

Hurricane and NuSpeed Accessories



HFT / HFM Solution Tank PN:606890



NR Solution Tank PN:606084



NLL Solution Tank PN:606101



HFM / NPR Dustrol Kit (Grey) PN:906412
HNS1550 Dustrol Kit (Grey) PN:906414
NR Dustrol Kit (Grey) PN:606056
HFM / NR Dustrol Control Brush Ring (Also Standard With Dustrol Kits) PN:606079

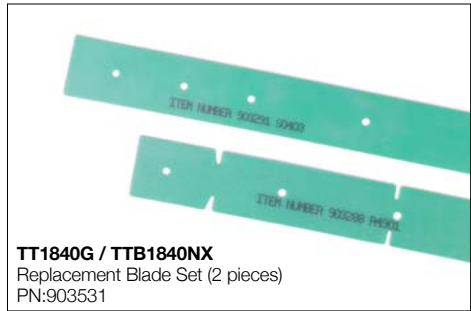


HNS / HFM Micro HEPA Filter Dustrol Kit (Grey) PN:913060
NR Micro HEPA Filter Dustrol Kit (Grey) PN:913061




NR Optional Spraytec Kit PN:606054
HFM / HNS Optional Spraytec Kit PN:606325
NR 10kg Weight NR1500S PN:606113
HFM 10kg Weight HFM1500S / HFM1515 PN:606077


TwinTec / Vario Blade Sets




TT1840G / TTB1840NX Replacement Blade Set (2 pieces) PN:903531



TT1535G Replacement Rubber Blade Set (4 pieces) PN:606057



TT1535G Optional Replacement Polyurethane Blade Set (4 pieces) PN:606091



Replacement Polyurethane Blade Set
TGB3045 / HGB3045 / TT4045G / TGB4045 / CRG8055 / CRG8072 / TTV678G (805mm) PN:900518
TT4055G / TGB4055 / TGB6055 / TGB8572 (944mm) PN:900519
TTV678G / (1053mm) PN:900520

Look out for the logo to make sure you're getting

Genuine Numatic BLADES

GENUINE Numatic PART

TwinTec / Vario Floor Tools



Plastic Floor Tool Polyurethane TT / TTB Blade PN:903532



Aluminium Floor Tool Adjustable wheels & green polyurethane blades included
TGB3045 / HGB3045 / TT4045G / TGB4045 / CRG8055 / CRG8072 / TTV678G (650) PN:904691
TT4055G / TGB4055 / TGB6055 / TGB8572 (750) PN:904699
TTV678G (850) PN:904694

TwinTec / Vario Accessories



All TT / TGB Machines Wand Floor Kit (32mm) (Except TT / TTB1840NX) PN:607250



All TGB / TRG / TTV Machines Wand Floor Kit (38mm), TGB PN:606193, TRG / TTV PN:606182 (Except TT / TTB1840NX)



CRG Machines Wand Floor Kit (38mm), C/W fitting kit PN:903183



TTV678G 38mm Emptying Hose Extension PN:606186



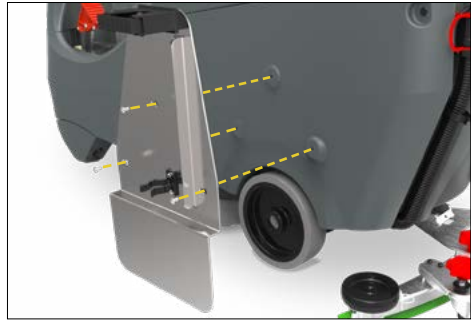
TwinTec / Vario Emptying Hose Extension Kit PN:609100



TTV678G Battery LED Front Light Kit PN:606170



TwinTec / Vario Aluminium Floor Tool Wide Angle Adjustable Castor Plate Upgrade Kit PN:908027 (Black), 908028 (Red)



CRG Spray Mop Mounting Kit PN:903182



CRG / TRG / TTV Caddy Kit (Red) CRG PN:902505 (shown above) TRG / TTV PN:902739



TRG / TTV Replacement Seat Cover PN:604053



Cable Roll Extension for Mains Machines 20m Cable Roll Extension UK PN:612002 20m Cable Roll Extension EUR PN:612003



NX300 Battery NX300 Battery PN:909996 NX300 Charging Dock PN:911334 NX300 Mains Cable for Charging Dock: UK PN:912365 AUS/NZ PN: 912360 EURO PN: 912361 N. AMERICA PN: 912362 S.AFRICA PN: 912363 SWISS PN: 912364 JPN PN: 913041



cunha  mendes cunha, lda
Equipamentos Industriais

email:cmc@cmc.pt

web:www.cmc.pt

Numatic