

## ■ Column & Booms


Promotech manufactures wide range of welding automation machines.

Column&Booms are available in several standard or custom made versions.

Depending on the type Column&Booms can be fitted with SAW SINGLE OR TANDEM, MIG/MAG, TIG or PLASMA.







Production and tests at Promotech location in Bialystok/Poland.



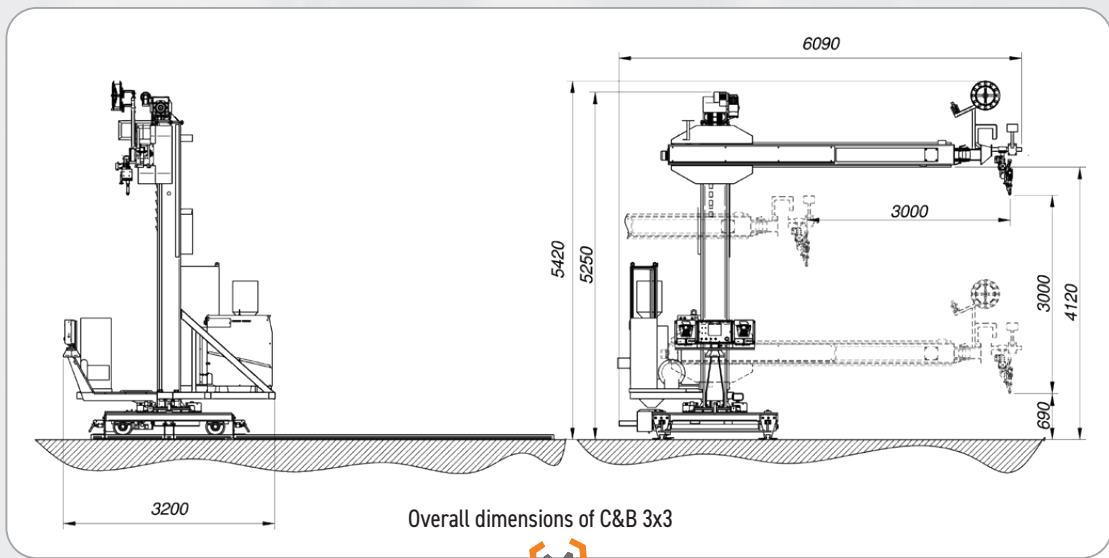
Installation and commissioning at Customers' site.



Column & Boom range by Promotech (standard version)	
1. C&B 2X2	STATIONARY
2. C&B 2X2 R	STATIONARY, MANUAL ROTATION
3. C&B 2X2 XR	MOBILE, MANUAL ROTATION
4. C&B 3X3	STATIONARY
5. C&B 3X3 R	STATIONARY, MANUAL ROTATION
6. C&B 3X3 XR	MOBILE, MANUAL ROTATION
7. C&B 4X4	STATIONARY
8. C&B 4X4 R	STATIONARY, MANUAL ROTATION
9. C&B 4X4 XR	MOBILE, MANUAL ROTATION
10. C&B 5X4	STATIONARY
11. C&B 5X4 R	STATIONARY, MANUAL ROTATION
12. C&B 5X4 XR	MOBILE, MANUAL ROTATION
13. C&B 6X4	STATIONARY
14. C&B 6X4 R	STATIONARY, MANUAL ROTATION
15. C&B 6X4 XR	MOBILE, MANUAL ROTATION

#### Available options:


1. Semi-automatic Cross-slide with automatic seam tracking system
2. Swivel system for welding
- 3A. Visual system for SAW incl. camera for SAW/ 1 unit
- 3B. Visual system for GMAW incl. camera for GMAW/ 1 unit
4. Laser pointer
5. 6-meter track
6. 12-meter track
7. Extended integration with power source controller and additional device e.g. rotator or/and welding positioner







Half Gantry Beam and Tank Welding System C&B type WA with LINCOLN ELECTRIC PW AC/DC 1000 SD



Standard Column & Boom with ESAB Aristo 1000 AC/DC



Optional equipment includes: camera system for GMAW/SAW, automatic correction of welding gun position or remote control.

Integration with various power sources controller - here: process START/STOP from C&B control panel.

All our Column&Booms are equipped with passive safety systems such as safety chains, automatic brakes on a gear motor in case of power failure. Active safety systems such as limit switches to prevent collisions are also standard.





## Half Gantry Beam and Tank Welding System type WA

It is a special version of Column&Boom that uses two welding heads. Suitable for SAW/GMAW/PLASMA.

C&B type WA allows doing welding of long structural beams of closed profile, beams type T, H, HSI, HSQ with web height up to 1500 mm and the inside/outside welding of tanks, pressure vessels with a maximum diameter up to 4500 mm.



Production and tests at Promotech's factory in Bialystok - Poland.




Installation and commissioning of Column&Boom at the customer's site

Various applications.



Dual torch



Hard-surfacing of turbines



Circumferential welding

Column&Boom can be integrated with other equipment working in the system such as roller beds or other welding positioners.

**Column & Booms can be customized according to customer preferences.**