

BM-21S | STAINLESS STEEL BEVELLER



The BM-21S Beveling Machine is designed for milling edges of plates and pipes made of stainless steels. The machine enables to bevel sheet edges as well as pipe edges with diameters from 150 mm (6") to 300 mm (12") in 0-60° range with maximum bevel width of 21 mm (13/16").

When equipped with an optional guide, BM-21S allows working on pipes with diameters over 300 mm (12").



Most important features include:

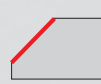
- low speed motor suitable for machining stainless steel
- guide plate with guide rolls made of stainless steel
- up to 21 mm bevel width at 45°
- beveling angles adjusted continuously between 0 to 60°
- new single milling head equipped with 10 square inserts makes machining process far more efficient and much less operator fatiguing
- fast and easy inserts exchange with no need for special adjustment
- easy setting of bevel angle and bevel width
- vibration insulation protects both the operator and electronics against vibration
- one universal guide plate for beveling both plates and pipes




Max. bevel width
21 mm



Bevel angles
0-60°



Top beveling



Facing off




Pipe beveling
OD 150-300 mm
OD 260-600 mm (option)

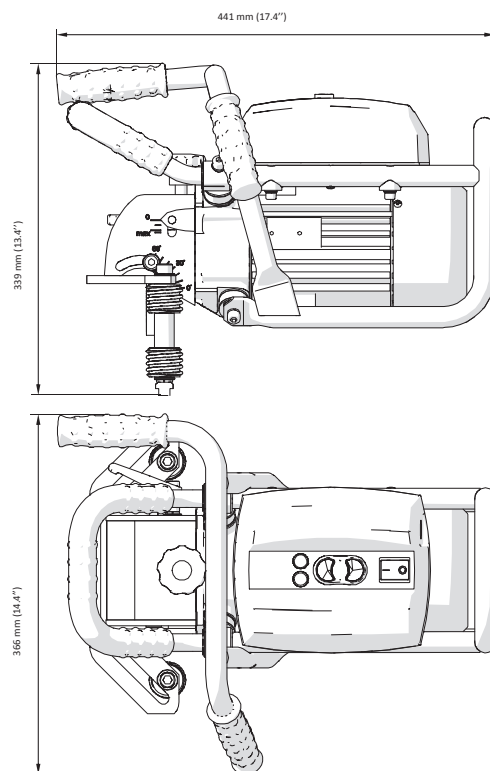


BM-21S TECHNICAL SPECIFICATION

Power supply	230 V AC / 50 Hz or 115 V AC / 60 Hz
Induction motor	with increased start-up current
Power	1600 W (for 50 Hz); 1800 W (for 60 Hz)
Spindle speed	1360-1630 rpm (at 230 V) 1300-1560 rpm (at 115 V)
Tooling	integrated milling head with 10 square TCT inserts
Beveling angle	0-60° with continuous angle adjustment
Max bevel width	21 mm (13/16")
Weight Approx.	23 kg (51 lbs)
Product Code 220-240 V, 50-60 Hz	UKS-0505-10-20-00-0
Product Code 110-120 V, 50-60 Hz	UKS-0505-10-10-00-0



Continuous angle adjustment from 0 to 60°.



Standard universal guide plate made of Stainless Steel for beveling both plates and pipes Ø 150-300 mm (6-12")



Plate facing-off



Plate beveling



Pipe beveling



Mono block milling head, with 10 indexable inserts fixed with screws.
Product code: GLW-0461-03-00-00-0



Optional guide for pipes Ø 260-600mm (10-24")
Product code: PRW-0505-03-00-00-0



Cutting Insert (1 piece), sold 10 pcs/box
Product code: PLY-000282



Cutting Insert HD (1 piece), sold 10 pcs/box
Product code: PLY-000591

All information is subject to change without notice. 20.09